



SuperEinzel Gesamt - 04.01.2020

KK Hochfilzen (Austria Cup)

Hochfilzen, AUT




Männer

Analytisches Ergebnis

7,5km (5 x 1,5 km)

Pos	#	Name	Nat. - Club		L	S	L	S	T	Zeit	% Rückstand
Bezeichnung		Runde 1	Runde 2	Runde 3	Runde 4	Runde 5			Gesamt		
11	4	HOMBERG Niklas	1994 GER		2	0	1	2	5	22:46.8	4.92%
Kumulierte Zeit		04:12.5 +03.1 6	08:39.7 +02.8 2	13:17.1 +13.4 5	17:59.0 +29.7 7	21:31.8 +34.9 7					
Rundenzeit		04:12.5 +03.1 6	04:27.2 1	04:37.3 +10.6 6	04:41.9 +20.6 12	03:32.7 +07.0 7					
Schießstandzeit		52.0 +03.5 4	51.4 +03.7 2	01:01.7 +10.0 13	01:00.3 +11.7 14				03:45.5	+29.0	11
Streckenzeit		03:20.4 +06.0 10	03:35.7 +03.7 3	03:35.6 +04.9 4	03:41.6 +10.6 9	03:32.7 +07.0 7			17:46.2	+22.8	6
Strafzeit		00:30		00:15	00:30						
12	17	TRIXL Sebastian	1997 AUT - Heeressportverein Hochfilzen		3	1	0	2	6	23:38.9	8.91%
Kumulierte Zeit		04:17.2 +07.8 12	08:53.3 +16.4 12	13:37.3 +33.7 11	18:22.9 +53.7 11	22:08.9 +01:12.0 12					
Rundenzeit		04:17.2 +07.8 12	04:36.1 +08.9 10	04:44.0 +17.2 12	04:45.6 +24.3 13	03:45.9 +20.2 14					
Schießstandzeit		58.0 +09.5 15	55.2 +07.5 13	01:02.9 +11.2 15	57.9 +09.3 13				03:54.2	+37.7	14
Streckenzeit		03:19.1 +04.7 6	03:40.9 +08.8 8	03:41.0 +10.3 10	03:47.6 +16.7 12	03:45.9 +20.2 14			18:14.6	+51.3	11
Strafzeit		00:45	00:15		00:30						
13	14	GERDZHIKOV Dimitar	1992 BUL		1	1	2	2	6	23:45.3	9.45%
Kumulierte Zeit		04:25.0 +15.7 14	09:03.3 +26.4 13	13:51.3 +47.7 14	18:29.8 +01:00.6 13	22:15.3 +01:18.4 13					
Rundenzeit		04:25.0 +15.7 14	04:38.2 +11.0 13	04:48.0 +21.3 14	04:38.5 +17.1 9	03:45.4 +19.7 13					
Schießstandzeit		54.4 +05.9 8	54.3 +06.6 9	01:00.4 +08.7 8	54.1 +05.5 10				03:43.3	+26.8	10
Streckenzeit		03:30.6 +16.2 14	03:43.9 +11.9 11	03:47.5 +16.9 14	03:44.3 +13.4 10	03:45.4 +19.7 13			18:31.9	+01:08.6	13
Strafzeit		00:15	00:15	00:30	00:30						
14	15	MARCO Gross	1995 GER		0	0	2	0	2	23:46.4	9.52%
Kumulierte Zeit		04:34.3 +24.9 16	09:26.4 +49.5 15	14:24.9 +01:21.3 15	19:13.4 +01:44.1 15	23:16.3 +02:19.4 15					
Rundenzeit		04:34.3 +24.9 16	04:52.0 +24.8 15	04:58.5 +31.8 15	04:48.4 +27.1 14	04:02.8 +37.1 15					
Schießstandzeit		56.7 +08.2 14	52.2 +04.6 4	01:01.5 +09.8 10	51.2 +02.6 6				03:41.8	+25.3	8
Streckenzeit		03:37.5 +23.1 16	03:59.7 +27.7 15	03:57.0 +26.4 15	03:57.1 +26.2 14	04:02.8 +37.1 15			19:34.4	+02:11.1	15
Strafzeit				00:30							
15	10	SINAPOV Anton	1993 BUL		1	3	1	1	6	23:53.3	10.06%
Kumulierte Zeit		04:15.0 +05.6 11	08:53.0 +16.1 11	13:39.9 +36.3 12	18:42.0 +01:12.8 14	22:23.3 +01:26.4 14					
Rundenzeit		04:15.0 +05.6 11	04:37.9 +10.7 12	04:46.8 +20.1 13	05:02.1 +40.8 15	03:41.2 +15.5 12					
Schießstandzeit		54.7 +06.2 9	52.8 +05.1 6	01:01.7 +10.0 12	53.3 +04.7 9				03:42.6	+26.1	9
Streckenzeit		03:20.3 +05.9 9	03:45.1 +13.1 14	03:45.1 +14.5 12	04:08.8 +37.9 15	03:41.2 +15.5 12			18:40.6	+01:17.3	14
Strafzeit		00:15	00:45	00:15	00:15						
16	12	NUSS Alexander	1982 AUT - Heeressportverein Hochfilzen		0	1	1	1	3	25:10.3	15.98%
Kumulierte Zeit		04:29.9 +20.6 15	09:35.1 +58.2 16	14:46.0 +01:42.3 16	20:08.0 +02:38.7 16	24:25.3 +03:28.4 16					
Rundenzeit		04:29.9 +20.6 15	05:05.2 +37.9 16	05:10.8 +44.0 16	05:22.0 +01:00.6 16	04:17.2 +51.5 16					
Schießstandzeit		55.1 +06.6 11	01:04.8 +17.1 15	01:00.4 +08.8 9	01:01.8 +13.2 15				04:02.3	+45.8	15
Streckenzeit		03:34.8 +20.4 15	04:00.3 +28.3 16	04:10.3 +39.6 16	04:20.1 +49.2 16	04:17.2 +51.5 16			20:22.9	+02:59.6	16
Strafzeit			00:15	00:15	00:15						





SuperEinzel Gesamt - 04.01.2020

KK Hochfilzen (Austria Cup)

Hochfilzen, AUT




U22 männlich

Analytisches Ergebnis

7,5km (5 x 1,5 km)

Pos	#	Name	Runde 1		Runde 2		Runde 3		Runde 4		Runde 5			Zeit	% Rückstand				
Bezeichnung											L	S	L	S	T				
1	33	OBERHAUSER Magnus			1998		AUT - Askoe Villach				0	1	0	1	2	22:09.5	0.00%		
Kumulierte Zeit		04:10.5	+10.3	1	08:42.0	+17.6	1	13:16.1	+30.0	1	17:52.0	+04.5	2	21:39.5	+07.0	2			
Rundenzeit		04:10.5		1	04:31.5		1	04:34.1		1	04:35.8		2	03:47.4	+12.8	5			
Schießstandzeit		57.9	+03.1	8	57.2	+08.9	8	57.5	+00.8	2	57.1	+05.5	10				03:49.9	+10.5	6
Streckenzeit		03:12.5		1	03:34.3		1	03:36.5		2	03:38.7		1	03:47.4	+12.8	5	17:49.5	+04.1	2
Strafzeit					00:15						00:15								
2	32	LODL Darius Philipp			2000		GER				0	1	0	1	2	22:44.5	2.63%		
Kumulierte Zeit		04:20.9	+10.3	6	08:59.7	+17.6	6	13:46.2	+30.0	4	18:25.5	+33.4	4	22:14.2	+41.7	5			
Rundenzeit		04:20.9	+10.3	6	04:38.8	+07.3	5	04:46.5	+12.4	5	04:39.2	+07.9	3	03:48.6	+14.0	6			
Schießstandzeit		54.8		1	53.4	+05.2	3	58.2	+00.6	2	52.8	+01.1	4				03:39.4		1
Streckenzeit		03:26.0	+13.4	8	03:45.3	+11.0	7	03:48.2	+12.6	6	03:46.4	+07.7	4	03:48.6	+14.0	6	18:34.8	+49.3	6
Strafzeit					00:15						00:15								
3	24	UNTERWEGER Dominic			1999		AUT - LI-Club Region Angerberg				0	1	2	1	4	23:07.2	4.36%		
Kumulierte Zeit		04:18.8	+08.3	5	08:50.6	+08.6	3	13:47.1	+30.9	5	18:26.8	+34.7	5	22:07.2	+34.7	4			
Rundenzeit		04:18.8	+08.3	5	04:31.7	+00.2	2	04:56.4	+22.3	8	04:39.6	+08.2	4	03:40.4	+05.8	2			
Schießstandzeit		55.8	+01.0	3	48.2		1	01:09.3	+11.7	15	54.5	+02.8	6				03:47.9	+08.5	5
Streckenzeit		03:23.0	+10.4	5	03:43.5	+09.2	5	03:47.1	+11.4	5	03:45.1	+06.4	3	03:40.4	+05.8	2	18:19.2	+33.7	4
Strafzeit					00:15			00:30			00:15								
4	31	PITZER Lucas			1998		AUT - WSV Ramsau				2	2	0	1	5	23:13.9	4.82%		
Kumulierte Zeit		04:11.1	+00.5	2	08:51.3	+09.2	4	13:29.8	+13.7	3	18:13.4	+21.3	3	21:58.9	+26.4	3			
Rundenzeit		04:11.1	+00.5	2	04:40.2	+08.7	6	04:38.5	+04.4	3	04:43.5	+12.1	5	03:45.4	+10.8	3			
Schießstandzeit		56.2	+01.3	6	58.3	+10.0	11	59.2	+01.6	4	56.4	+04.7	8				03:50.1	+10.7	7
Streckenzeit		03:14.9	+02.3	2	03:41.9	+07.6	3	03:39.2	+03.6	3	03:47.1	+08.4	5	03:45.4	+10.8	3	18:08.7	+23.2	3
Strafzeit		00:30			00:30						00:15								
5	19	POSTL Thomas			1999		AUT - Wsv Achenkirch				1	2	3	1	7	23:17.5	5.12%		
Kumulierte Zeit		04:17.9	+07.3	4	08:50.3	+08.3	2	13:26.5	+10.3	2	17:57.9	+05.8	2	21:32.5		1			
Rundenzeit		04:17.9	+07.3	4	04:32.4	+00.9	3	04:36.1	+02.0	2	04:31.3		1	03:34.5		1			
Schießstandzeit		59.3	+04.4	9	55.2	+06.9	6	01:00.4	+02.9	5	52.0	+00.3	2				03:47.0	+07.6	3
Streckenzeit		03:18.6	+06.0	3	03:37.2	+02.9	2	03:35.6		1	03:39.3	+00.6	2	03:34.5		1	17:45.4		1
Strafzeit		00:15			00:30			00:45			00:15								
6	26	GROSS Simon			1998		GER				1	1	0	0	2	23:24.9	5.64%		
Kumulierte Zeit		04:24.6	+14.0	8	09:08.3	+26.3	7	14:04.6	+48.4	8	19:00.3	+01:08.3	8	22:54.5	+01:22.0	8			
Rundenzeit		04:24.6	+14.0	8	04:43.7	+12.2	7	04:56.2	+22.1	7	04:55.7	+24.3	9	03:54.1	+19.5	7			
Schießstandzeit		01:00.1	+05.3	11	57.2	+09.0	9	01:07.4	+09.9	12	01:00.3	+08.7	12				04:05.2	+25.8	12
Streckenzeit		03:24.4	+11.8	7	03:46.5	+12.2	8	03:48.7	+13.1	7	03:55.3	+16.6	7	03:54.1	+19.5	7	18:49.2	+01:03.7	7
Strafzeit		00:15			00:15														
7	21	LANKES Raphael			1999		GER				0	2	1	0	3	23:25.4	5.72%		
Kumulierte Zeit		04:17.4	+06.9	3	08:55.3	+13.2	5	13:48.9	+32.7	6	18:39.7	+47.6	6	22:40.2	+01:07.7	7			
Rundenzeit		04:17.4	+06.9	3	04:37.8	+06.3	4	04:53.6	+19.5	6	04:50.8	+19.4	6	04:00.4	+25.8	8			
Schießstandzeit		55.0	+00.1	2	55.1	+06.9	5	58.9	+01.4	3	51.6		1				03:40.8	+01.4	2
Streckenzeit		03:22.4	+09.9	4	03:42.7	+08.3	4	03:54.6	+18.9	8	03:59.1	+20.4	8	04:00.4	+25.8	8	18:59.4	+01:13.9	8
Strafzeit					00:30			00:15											
8	28	RUCKENDORFER Jakob			2000		AUT - Union Bad Leonfelden				3	1	0	0	4	23:34.0	6.40%		
Kumulierte Zeit		04:24.4	+13.9	7	09:10.3	+28.2	8	13:56.2	+40.1	7	18:47.8	+55.7	7	22:34.0	+01:01.5	6			
Rundenzeit		04:24.4	+13.9	7	04:45.8	+14.3	8	04:45.9	+11.8	4	04:51.5	+20.1	7	03:46.1	+11.6	4			
Schießstandzeit		01:01.2	+06.3	12	01:00.7	+12.4	14	01:03.2	+05.6	7	56.8	+05.2	9				04:02.0	+22.6	11
Streckenzeit		03:23.2	+10.6	6	03:45.1	+10.8	6	03:42.7	+07.0	4	03:54.6	+15.9	6	03:46.1	+11.6	4	18:31.9	+46.5	5
Strafzeit		00:45			00:15														
9	22	HECHENBERGER Andreas			2000		AUT - Kitzbueheler Ski Club				0	1	1	0	2	24:14.2	9.41%		
Kumulierte Zeit		04:34.1	+23.5	12	09:31.0	+48.9	12	14:38.2	+01:22.0	11	19:42.0	+01:49.9	11	23:44.2	+02:11.7	11			
Rundenzeit		04:34.1	+23.5	12	04:56.8	+25.3	11	05:07.2	+33.1	11	05:03.7	+32.4	11	04:02.1	+27.5	9			
Schießstandzeit		01:01.8	+07.0	13	58.1	+09.9	10	01:06.9	+09.4	10	53.4	+01.7	5				04:00.4	+21.0	10
Streckenzeit		03:32.2	+19.6	11	03:58.7	+24.3	10	04:00.2	+24.6	10	04:10.3	+31.6	11	04:02.1	+27.5	9	19:43.7	+01:58.2	10
Strafzeit					00:15			00:15											
10	20	DIELEN Pjotr			2000		AUT - Ski-Club Seefeld				1	1	1	2	5	24:53.7	12.34%		
Kumulierte Zeit		04:29.6	+19.0	11	09:24.7	+42.6	10	14:29.3	+01:13.1	10	19:32.0	+01:39.9	10	23:38.7	+02:06.2	10			
Rundenzeit		04:29.6	+19.0	11	04:55.1	+23.5	10	05:04.6	+30.5	10	05:02.6	+31.2	10	04:06.6	+32.1	11			
Schießstandzeit		55.9	+01.1	4	56.3	+08.1	7	01:03.9	+06.4	8	58.0	+06.4	11				03:54.3	+14.9	9
Streckenzeit		03:33.6	+21.1	12	03:58.7	+24.3	11	04:00.6	+24.9	11	04:04.5	+25.8	10	04:06.6	+32.1	11	19:44.3	+01:58.8	11
Strafzeit		00:15			00:15			00:15			00:30								





SuperEinzel Gesamt - 04.01.2020

KK Hochfilzen (Austria Cup)




Hochfilzen, AUT

U22 männlich

Analytisches Ergebnis

7,5km (5 x 1,5 km)

Pos	#	Name	Nat. - Club						L	S	L	S	T	Zeit	% Rückstand				
Bezeichnung		Runde 1	Runde 2	Runde 3	Runde 4	Runde 5			Gesamt										
11	30	WEINGARTNER Jakob	1999			AUT - Union Sportklub Raika Filzmoos						2	1	2	1	6	24:54.9	12.42%	
Kumulierte Zeit		04:27.7	+17.2	9	09:15.7	+33.6	9	14:16.8	+01:00.6	9	19:11.6	+01:19.5	9	23:24.9	+01:52.4	9			
Rundenzeit		04:27.7	+17.2	9	04:47.9	+16.3	9	05:01.1	+27.0	9	04:54.7	+23.4	8	04:13.2	+38.6	12			
Schießstandzeit		56.0	+01.1	5	53.7	+05.5	4	01:02.6	+05.0	6	54.7	+03.0	7				03:47.1	+07.7	4
Streckenzeit		03:31.7	+19.2	10	03:54.1	+19.8	9	03:58.5	+22.8	9	04:00.0	+21.3	9	04:13.2	+38.6	12	19:37.7	+01:52.3	9
Strafzeit		00:30			00:15			00:30			00:15								
12	23	ELLMAUER Felix	2000			AUT - Skiklub Bad Gastein						0	1	0	0	1	24:55.1	12.49%	
Kumulierte Zeit		04:44.5	+33.9	15	09:53.8	+01:11.7	13	15:12.6	+01:56.4	13	20:34.1	+02:42.0	12	24:39.7	+03:07.2	12			
Rundenzeit		04:44.5	+33.9	15	05:09.3	+37.7	13	05:18.7	+44.6	12	05:21.4	+50.1	12	04:05.6	+31.0	10			
Schießstandzeit		01:02.5	+07.6	14	01:00.6	+12.4	13	01:07.3	+09.8	11	01:05.7	+14.0	15				04:16.2	+36.8	14
Streckenzeit		03:41.9	+29.4	14	04:08.6	+34.3	13	04:11.4	+35.7	12	04:15.7	+37.0	12	04:05.6	+31.0	10	20:23.5	+02:38.0	12
Strafzeit					00:15														
13	34	FOIDL Benedikt	2000			AUT - Heeressportverein Hochfilzen						1	0	1	2	4	26:13.6	18.36%	
Kumulierte Zeit		04:28.1	+17.5	10	09:28.0	+45.9	11	15:07.5	+01:51.3	12	20:40.3	+02:48.3	13	25:13.5	+03:41.0	13			
Rundenzeit		04:28.1	+17.5	10	04:59.9	+28.4	12	05:39.4	+01:05.3	13	05:32.8	+01:01.4	13	04:33.1	+58.5	13			
Schießstandzeit		01:00.0	+05.1	10	52.8	+04.5	2	01:08.1	+10.5	13	52.3	+00.6	3				03:53.2	+13.8	8
Streckenzeit		03:28.1	+15.5	9	04:07.1	+32.8	12	04:31.3	+55.6	13	04:40.5	+01:01.7	13	04:33.1	+58.5	13	21:20.2	+03:34.7	13
Strafzeit		00:15						00:15			00:30								
14	27	LIENBACHER Pascal	2000			AUT - Hsv Saalfelden						0	2	1	0	3	26:51.1	21.22%	
Kumulierte Zeit		04:42.9	+32.3	14	09:56.5	+01:14.4	15	15:38.5	+02:22.3	14	21:25.9	+03:33.8	14	26:06.1	+04:33.6	15			
Rundenzeit		04:42.9	+32.3	14	05:13.6	+42.0	14	05:41.9	+01:07.8	14	05:47.3	+01:16.0	14	04:40.2	+01:05.6	15			
Schießstandzeit		57.3	+02.5	7	59.1	+10.9	12	01:08.8	+11.3	14	01:02.0	+10.3	13				04:07.3	+27.9	13
Streckenzeit		03:45.5	+33.0	15	04:14.5	+40.1	15	04:33.1	+57.4	14	04:45.3	+01:06.6	15	04:40.2	+01:05.6	15	21:58.7	+04:13.3	15
Strafzeit					00:30			00:15											
15	25	REICH Fabian	2000			AUT - WSV Ramsau						0	1	0	4	5	27:20.1	23.40%	
Kumulierte Zeit		04:37.9	+27.4	13	09:54.8	+01:12.8	14	15:42.6	+02:26.4	15	21:31.5	+03:39.4	15	26:04.8	+04:32.3	14			
Rundenzeit		04:37.9	+27.4	13	05:16.9	+45.3	15	05:47.7	+01:13.6	15	05:48.8	+01:17.5	15	04:33.3	+58.7	14			
Schießstandzeit		01:03.0	+08.2	15	01:05.7	+17.5	15	01:06.1	+08.5	9	01:05.4	+13.7	14				04:20.4	+41.0	15
Streckenzeit		03:34.8	+22.3	13	04:11.1	+36.8	14	04:41.6	+01:05.9	15	04:43.4	+01:04.7	14	04:33.3	+58.7	14	21:44.3	+03:58.9	14
Strafzeit					00:15						01:00								
16	29	GORDON Archie	1999			AUT						4	3	4	3	14	33:46.5	52.45%	
Kumulierte Zeit		05:24.0	+01:13.5	16	11:43.0	+03:00.9	16	18:28.0	+05:11.8	16	25:06.1	+07:14.0	16	30:16.0	+08:43.5	16			
Rundenzeit		05:24.0	+01:13.5	16	06:18.9	+01:47.3	16	06:45.0	+02:10.9	16	06:38.1	+02:06.7	16	05:09.8	+01:35.2	16			
Schießstandzeit		01:17.6	+22.8	16	01:15.9	+27.7	16	01:20.6	+23.0	16	01:09.0	+17.3	16				05:03.3	+01:23.9	16
Streckenzeit		04:06.4	+53.8	16	05:02.9	+01:28.6	16	05:24.3	+01:48.7	16	05:29.0	+01:50.3	16	05:09.8	+01:35.2	16	25:12.6	+07:27.2	16
Strafzeit		01:00			00:45			01:00			00:45								





SuperEinzel Gesamt - 04.01.2020

KK Hochfilzen (Austria Cup)




Hochfilzen, AUT

U19 männlich

Analytisches Ergebnis

7,5km (5 x 1,5 km)

Pos	#	Name	Nat. - Club		L	S	L	S	T	Zeit	% Rückstand				
Bezeichnung	Runde 1		Runde 2		Runde 3		Runde 4		Runde 5		Gesamt				
1	35	WERNER Johan Mathis	2001 GER		0	2	0	2	4	24:20.8	0.00%				
Kumulierte Zeit	04:24.1	1	09:26.5	+00.5	2	14:22.0		1	19:31.4	+12.2	2	23:20.8	+13.4	2	
Rundenzeit	04:24.1	1	05:02.4	+14.4	10	04:55.5	+00.9	2	05:09.3	+19.0	7	03:49.3	+01.1	2	
Schießstandzeit	58.2	+03.7	2	01:18.3	+27.5	21	01:07.0	+09.5	8	01:16.4	+24.8	21			
Streckenzeit	03:25.8	+06.4	2	03:44.0	+01.4	2	03:48.4		1	03:52.9	+07.5	2	03:49.3	+01.1	2
Strafzeit				00:30						00:30					
2	56	HUANG Jett	2001 AUT - Sv Bad Goisern Nts		0	0	0	1	1	24:26.9	0.41%				
Kumulierte Zeit	04:24.8	+00.7	2	09:25.9		1	14:41.5	+19.4	4	20:02.7	+43.5	8	24:11.9	+01:04.5	10
Rundenzeit	04:24.8	+00.7	2	05:01.0	+13.1	8	05:15.5	+21.0	12	05:21.1	+30.8	14	04:09.1	+21.0	14
Schießstandzeit	54.5		1	58.8	+08.0	5	01:09.8	+12.2	12	01:03.9	+12.3	14			
Streckenzeit	03:30.3	+10.9	4	04:02.2	+19.6	9	04:05.7	+17.2	10	04:17.2	+31.9	13	04:09.1	+21.0	14
Strafzeit										00:15					
3	54	STEINER Raphael	2002 AUT - Ski-Club Seefeld		0	1	1	3	5	25:20.0	4.11%				
Kumulierte Zeit	04:37.5	+13.4	6	09:38.7	+12.7	9	14:55.0	+32.9	9	20:09.0	+49.7	10	24:04.6	+57.2	9
Rundenzeit	04:37.5	+13.4	6	05:01.1	+13.1	9	05:16.3	+21.7	13	05:13.9	+23.5	10	03:55.6	+07.4	5
Schießstandzeit	01:04.6	+10.1	12	58.9	+08.1	6	01:10.2	+12.7	14	01:02.0	+10.5	12			
Streckenzeit	03:32.9	+13.5	7	04:02.1	+19.5	8	04:06.0	+17.5	11	04:11.9	+26.5	10	03:55.6	+07.4	5
Strafzeit				00:15			00:15			00:45					
4	45	LANGEGGER Christian	2001 AUT - Schiklub Maria Alm		2	3	2	2	9	25:22.4	4.25%				
Kumulierte Zeit	04:26.8	+02.7	3	09:27.3	+01.4	3	14:28.8	+06.7	3	19:19.2		1	23:07.4		1
Rundenzeit	04:26.8	+02.7	3	05:00.4	+12.5	6	05:01.4	+06.9	3	04:50.3		1	03:48.1		1
Schießstandzeit	01:07.4	+12.9	17	01:17.8	+27.0	20	01:12.4	+14.8	15	01:05.0	+13.4	16			
Streckenzeit	03:19.4		1	03:42.6		1	03:49.0	+00.6	2	03:45.3		1	03:48.1		1
Strafzeit				00:30			00:30			00:30					
5	37	KIENESBERGER Leon	2002 AUT - Sv Bad Goisern Nts		1	3	0	1	5	25:26.9	4.52%				
Kumulierte Zeit	04:39.6	+15.5	8	09:43.0	+17.1	11	14:56.5	+34.5	10	20:09.3	+50.1	11	24:11.9	+01:04.5	11
Rundenzeit	04:39.6	+15.5	8	05:03.4	+15.4	11	05:13.5	+18.9	9	05:12.7	+22.3	8	04:02.5	+14.3	8
Schießstandzeit	01:02.9	+08.3	6	59.5	+08.6	9	01:09.4	+11.8	11	01:00.2	+08.6	8			
Streckenzeit	03:36.7	+17.3	9	04:03.9	+21.3	11	04:04.1	+15.6	6	04:12.5	+27.2	11	04:02.5	+14.3	8
Strafzeit				00:15			00:15			00:15					
6	43	HOBMAIER Andreas	2002 GER		2	1	3	1	7	25:27.5	4.59%				
Kumulierte Zeit	04:44.8	+20.7	11	09:32.8	+06.8	6	14:45.0	+22.9	5	19:47.3	+28.1	5	23:41.9	+34.5	4
Rundenzeit	04:44.8	+20.7	11	04:47.9		1	05:12.2	+17.6	8	05:02.3	+11.9	3	03:54.5	+06.3	3
Schießstandzeit	01:05.6	+11.1	15	59.0	+08.1	7	01:12.7	+15.2	17	01:01.9	+10.3	11			
Streckenzeit	03:39.1	+19.7	11	03:48.9	+06.3	3	03:59.5	+11.0	4	04:00.3	+15.0	3	03:54.5	+06.3	3
Strafzeit				00:15			00:45			00:15					
7	49	SITTER Leon	2001 AUT - Sportunion Rosenbach		2	1	1	2	6	25:31.4	4.86%				
Kumulierte Zeit	04:43.0	+18.9	10	09:41.2	+15.3	10	14:49.7	+27.7	8	19:53.7	+34.5	7	24:01.4	+54.0	7
Rundenzeit	04:43.0	+18.9	10	04:58.2	+10.2	5	05:08.5	+13.9	4	05:03.9	+13.5	4	04:07.6	+19.4	12
Schießstandzeit	01:04.3	+09.8	9	54.6	+03.8	2	01:03.5	+06.0	4	55.6	+04.1	3			
Streckenzeit	03:38.6	+19.2	10	04:03.5	+20.9	10	04:04.9	+16.5	8	04:08.2	+22.9	7	04:07.6	+19.4	12
Strafzeit				00:15			00:15			00:30					
8	42	PROSSER Maximilian	2001 AUT - Kitzbueheler Ski Club		1	1	2	2	6	25:34.4	5.07%				
Kumulierte Zeit	04:42.9	+18.8	9	09:38.3	+12.4	8	15:04.2	+42.1	11	20:09.0	+49.7	9	24:04.4	+57.0	8
Rundenzeit	04:42.9	+18.8	9	04:55.4	+07.4	3	05:25.8	+31.2	15	05:04.8	+14.4	5	03:55.4	+07.2	4
Schießstandzeit	01:12.6	+18.1	21	56.0	+05.2	4	01:21.2	+23.7	21	01:01.9	+10.3	10			
Streckenzeit	03:30.3	+10.9	3	03:59.3	+16.7	7	04:04.5	+16.0	7	04:02.8	+17.5	4	03:55.4	+07.2	4
Strafzeit				00:15			00:30			00:30					
9	39	WEISSBACHER Lukas	2002 NULL - Skiklub St Ulrich Am Pillersee		2	3	3	0	8	25:44.4	5.75%				
Kumulierte Zeit	04:35.6	+11.5	5	09:36.1	+10.2	7	14:47.0	+25.0	6	19:46.8	+27.6	4	23:44.4	+37.0	5
Rundenzeit	04:35.6	+11.5	5	05:00.5	+12.5	7	05:10.9	+16.3	6	04:59.7	+09.4	2	03:57.5	+09.3	6
Schießstandzeit	01:04.0	+09.4	8	01:06.5	+15.6	17	01:09.2	+11.6	10	56.2	+04.6	4			
Streckenzeit	03:31.6	+12.2	5	03:54.0	+11.4	5	04:01.7	+13.2	5	04:03.5	+18.1	5	03:57.5	+09.3	6
Strafzeit				00:30			00:45								
10	51	REINHOLD Daniel	2002 GER		1	1	1	2	5	25:47.6	5.96%				
Kumulierte Zeit	04:57.0	+32.9	18	10:01.0	+35.0	14	15:10.2	+48.1	12	20:25.8	+01:06.6	12	24:32.4	+01:25.0	12
Rundenzeit	04:57.0	+32.9	18	05:03.9	+16.0	12	05:09.2	+14.6	5	05:15.6	+25.2	11	04:06.5	+18.3	10
Schießstandzeit	01:01.0	+06.5	5	55.9	+05.1	3	57.6	+00.1	2	54.8	+03.2	2			
Streckenzeit	03:56.0	+36.6	20	04:07.9	+25.3	14	04:11.5	+23.1	15	04:20.8	+35.4	15	04:06.5	+18.3	10
Strafzeit				00:15			00:15			00:30					





SuperEinzel Gesamt - 04.01.2020

KK Hochfilzen (Austria Cup)




Hochfilzen, AUT

U19 männlich

Analytisches Ergebnis

7,5km (5 x 1,5 km)

Pos	#	Name	Nat. - Club										L	S	L	S	T	Zeit	% Rückstand
Bezeichnung			Runde 1		Runde 2		Runde 3		Runde 4		Runde 5		Gesamt						
11	47	BACHER Jonas	2001					AUT - Sc Leogang					3	4	0	1	8	26:00.2	6.85%
Kumulierte Zeit		04:38.4	+14.3	7	09:31.9	+06.0	5	14:47.3	+25.2	7	19:53.1	+33.9	6	24:00.2	+52.8	6			
Rundenzeit		04:38.4	+14.3	7	04:53.5	+05.5	2	05:15.3	+20.7	11	05:05.8	+15.4	6	04:07.0	+18.8	11			
Schießstandzeit		01:04.5	+09.9	11	59.4	+08.5	8	01:09.8	+12.3	13	56.7	+05.2	6				04:10.5	+31.5	5
Streckenzeit		03:33.9	+14.5	8	03:54.1	+11.5	6	04:05.4	+16.9	9	04:09.0	+23.7	8	04:07.0	+18.8	11	19:49.6	+01:25.0	8
Strafzeit		00:45			01:00						00:15								
12	46	ARSAN Florian Martin	2001					GER					0	1	1	1	3	26:06.4	7.26%
Kumulierte Zeit		04:45.1	+21.0	12	09:59.1	+33.1	12	15:25.8	+01:03.7	16	20:55.2	+01:36.0	16	25:21.4	+02:14.0	16			
Rundenzeit		04:45.1	+21.0	12	05:14.0	+26.0	16	05:26.6	+32.1	16	05:29.4	+39.0	17	04:26.1	+37.9	18			
Schießstandzeit		59.1	+04.6	3	50.8		1	57.5		1	51.5		1				03:39.0		1
Streckenzeit		03:46.0	+26.6	14	04:23.1	+40.5	20	04:29.1	+40.6	18	04:37.8	+52.5	19	04:26.1	+37.9	18	21:42.3	+03:17.7	18
Strafzeit					00:15			00:15			00:15								
13	48	GÖSWEINER Hannes	2002					AUT - SU Windischgarsten - Biathlon					2	2	0	2	6	26:19.0	8.15%
Kumulierte Zeit		04:50.5	+26.4	14	10:03.6	+37.6	16	15:14.8	+52.7	14	20:35.3	+01:16.1	14	24:49.0	+01:41.6	14			
Rundenzeit		04:50.5	+26.4	14	05:13.0	+25.1	15	05:11.2	+16.6	7	05:20.5	+30.1	13	04:13.6	+25.4	15			
Schießstandzeit		01:04.4	+09.9	10	59.9	+09.1	10	01:05.0	+07.5	5	01:01.7	+10.2	9				04:11.2	+32.1	6
Streckenzeit		03:46.1	+26.7	15	04:13.0	+30.4	17	04:06.1	+17.6	12	04:18.7	+33.4	14	04:13.6	+25.4	15	20:37.8	+02:13.1	14
Strafzeit		00:30			00:30						00:30								
14	36	NEUMAYR David	2002					AUT - Hsv Saalfelden					1	3	0	3	7	26:19.9	8.15%
Kumulierte Zeit		04:52.5	+28.3	16	10:00.9	+34.9	13	15:14.8	+52.7	13	20:30.6	+01:11.4	13	24:34.9	+01:27.5	13			
Rundenzeit		04:52.5	+28.3	16	05:08.4	+20.4	13	05:13.9	+19.3	10	05:15.8	+25.4	12	04:04.2	+16.0	9			
Schießstandzeit		01:05.4	+10.9	13	01:01.8	+11.0	12	01:05.4	+07.9	6	01:02.4	+10.9	13				04:15.2	+36.1	8
Streckenzeit		03:47.0	+27.6	17	04:06.5	+23.9	12	04:08.4	+19.9	13	04:13.3	+28.0	12	04:04.2	+16.0	9	20:19.6	+01:55.0	12
Strafzeit		00:15			00:45						00:45								
15	41	SALZMANN Jan	2002					AUT - Skiklub Bad Gastein					2	4	2	3	11	26:21.2	8.29%
Kumulierte Zeit		04:32.1	+08.0	4	09:29.3	+03.4	4	14:23.9	+01.8	2	19:37.3	+18.1	3	23:36.2	+28.8	3			
Rundenzeit		04:32.1	+08.0	4	04:57.1	+09.2	4	04:54.5		1	05:13.4	+23.0	9	03:58.8	+10.7	7			
Schießstandzeit		01:00.1	+05.6	4	01:05.5	+14.7	16	01:02.2	+04.7	3	01:09.6	+18.1	19				04:17.6	+38.6	12
Streckenzeit		03:32.0	+12.6	6	03:51.6	+09.0	4	03:52.2	+03.8	3	04:03.7	+18.3	6	03:58.8	+10.7	7	19:18.5	+53.9	3
Strafzeit		00:30			01:00			00:30			00:45								
16	55	HERB Roman	2002					GER					3	1	1	1	6	26:24.0	8.49%
Kumulierte Zeit		04:51.0	+26.9	15	10:01.4	+35.4	15	15:20.3	+58.2	15	20:45.2	+01:26.0	15	24:53.5	+01:46.1	15			
Rundenzeit		04:51.0	+26.9	15	05:10.3	+22.4	14	05:18.9	+24.4	14	05:24.9	+34.5	16	04:08.2	+20.0	13			
Schießstandzeit		01:07.2	+12.7	16	01:03.1	+12.3	14	01:07.3	+09.8	9	01:04.0	+12.4	15				04:21.8	+42.8	15
Streckenzeit		03:43.7	+24.3	12	04:07.2	+24.6	13	04:11.5	+23.0	14	04:20.8	+35.5	16	04:08.2	+20.0	13	20:31.6	+02:07.0	13
Strafzeit		00:45			00:15			00:15			00:15								
17	40	LIENBACHER Oliver	2002					AUT - Hsv Saalfelden					1	2	4	0	7	28:08.0	15.62%
Kumulierte Zeit		04:57.5	+33.4	19	10:26.2	+01:00.3	19	16:14.6	+01:52.6	19	22:00.9	+02:41.7	19	26:21.7	+03:14.3	19			
Rundenzeit		04:57.5	+33.4	19	05:28.6	+40.7	19	05:48.4	+53.8	19	05:46.2	+55.9	20	04:20.8	+32.6	16			
Schießstandzeit		01:05.5	+11.0	14	01:01.7	+10.9	11	01:12.5	+15.0	16	57.7	+06.2	7				04:17.6	+38.5	11
Streckenzeit		03:52.0	+32.6	18	04:26.9	+44.3	21	04:35.8	+47.3	21	04:48.5	+01:03.1	21	04:20.8	+32.6	16	22:04.1	+03:39.5	20
Strafzeit		00:15			00:30			01:00			00:45								
18	44	REIMER Ron	2001					GER					2	3	3	3	11	28:32.9	17.26%
Kumulierte Zeit		04:47.8	+23.7	13	10:09.3	+43.3	17	15:42.3	+01:20.3	17	21:17.0	+01:57.7	18	25:47.8	+02:40.4	18			
Rundenzeit		04:47.8	+23.7	13	05:21.4	+33.5	18	05:33.0	+38.4	18	05:34.6	+44.2	18	04:30.8	+42.7	19			
Schießstandzeit		01:03.3	+08.8	7	01:05.5	+14.7	15	01:05.9	+08.4	7	01:06.7	+15.1	17				04:21.5	+42.5	14
Streckenzeit		03:44.5	+25.1	13	04:15.9	+33.3	18	04:27.0	+38.5	17	04:27.8	+42.5	17	04:30.8	+42.7	19	21:26.3	+03:01.6	17
Strafzeit		00:30			00:45			00:45			00:45								
19	38	BERNSTEINER Jonathan	2002					AUT - Hsv Saalfelden					2	2	2	3	9	28:59.8	19.11%
Kumulierte Zeit		05:01.3	+37.2	20	10:34.0	+01:08.1	20	16:24.5	+02:02.4	20	22:08.1	+02:48.9	20	26:44.6	+03:37.2	20			
Rundenzeit		05:01.3	+37.2	20	05:32.7	+44.7	20	05:50.4	+55.9	20	05:43.6	+53.2	19	04:36.4	+48.2	21			
Schießstandzeit		01:08.8	+14.3	19	01:10.8	+20.0	19	01:17.4	+19.8	20	01:08.6	+17.0	18				04:45.7	+01:06.6	21
Streckenzeit		03:52.4	+33.0	19	04:21.9	+39.3	19	04:33.0	+44.5	19	04:34.9	+49.6	18	04:36.4	+48.2	21	21:58.9	+03:34.3	19
Strafzeit		00:30			00:30			00:30			00:45								
20	50	GANNER Florian	2002					AUT - Turn- u. Su Raika Obertilliach					4	5	3	3	15	29:15.6	20.21%
Kumulierte Zeit		04:55.5	+31.4	17	10:16.4	+50.5	18	15:45.0	+01:22.9	18	21:08.8	+01:49.6	17	25:30.2	+02:22.8	17			
Rundenzeit		04:55.5	+31.4	17	05:20.9	+32.9	17	05:28.5	+34.0	17	05:23.8	+33.4	15	04:21.3	+33.1	17			
Schießstandzeit		01:09.3	+14.7	20	01:07.9	+17.0	18	01:16.0	+18.4	18	01:12.2	+20.6	20				04:45.4	+01:06.4	20
Streckenzeit		03:46.2	+26.8	16	04:12.9	+30.3	15	04:12.5	+24.0	16	04:11.6	+26.2	9	04:21.3	+33.1	17	20:44.7	+02:20.1	16
Strafzeit		01:00			01:15			00:45			00:45								





SuperEinzel Gesamt - 04.01.2020

KK Hochfilzen (Austria Cup)

Hochfilzen, AUT




U19 männlich

Analytisches Ergebnis

7,5km (5 x 1,5 km)

Pos	#	Name	Nat. - Club					L	S	L	S	T	Zeit	% Rückstand	
Bezeichnung	Runde 1		Runde 2		Runde 3		Runde 4		Runde 5			Gesamt			
21	52	SCHRADSTETTER Martin	2001		GER				2	1	3	1	7	29:47.3	22.40%
Kumulierte Zeit	05:17.0	+52.9	21	11:02.9	+01:36.9	21	17:14.8	+02:52.8	21	23:10.6	+03:51.4	21	28:01.9	+04:54.5	21
Rundenzeit	05:17.0	+52.9	21	05:45.9	+57.9	21	06:11.9	+01:17.4	22	05:55.7	+01:05.3	21	04:51.2	+01:03.1	22
Schießstandzeit	01:07.8	+13.3	18	01:02.0	+11.2	13	01:16.3	+18.7	19	56.2	+04.6	5			
Streckenzeit	04:09.2	+49.8	22	04:43.8	+01:01.2	22	04:55.6	+01:07.1	22	04:59.5	+01:14.1	22	04:51.2	+01:03.1	22
Strafzeit	00:30			00:15			00:45			00:15					
04:22.4		+43.3	16									04:22.4	+02:45.4	22	
23:39.5		+05:14.9	22									23:39.5	+05:14.9	22	
22	146	VISSER Jon Einar	2002		AUT - WSV Ramsau am Dachstein				4	3	3	2	12	31:35.5	29.79%
Kumulierte Zeit	05:43.7	+01:19.6	22	11:29.7	+02:03.8	22	17:33.7	+03:11.6	22	24:01.1	+04:41.8	22	28:34.9	+05:27.5	22
Rundenzeit	05:43.7	+01:19.6	22	05:46.0	+58.0	22	06:03.9	+01:09.3	21	06:27.3	+01:37.0	22	04:33.8	+45.7	20
Schießstandzeit	01:44.1	+49.6	22	01:32.9	+42.1	22	01:28.1	+30.6	22	01:39.1	+47.6	22			
Streckenzeit	03:59.6	+40.2	21	04:13.0	+30.4	16	04:35.7	+47.3	20	04:48.2	+01:02.8	20	04:33.8	+45.7	20
Strafzeit	01:00			00:45			00:45			00:30					
06:24.4		+02:45.4	22									06:24.4	+02:45.4	22	
22:10.5		+03:45.9	21									22:10.5	+03:45.9	21	





SuperEinzel Gesamt - 04.01.2020

KK Hochfilzen (Austria Cup)




Hochfilzen, AUT

U17 männlich

Analytisches Ergebnis

7,5km (5 x 1,5 km)

Pos	#	Name	Nat. - Club		L	S	L	S	T	Zeit	% Rückstand
Bezeichnung		Runde 1	Runde 2	Runde 3	Runde 4	Runde 5			Gesamt		
1	60	MÜLLAUER Fabian	2003	AUT - Hsv Saalfelden	0	2	1	3	6	24:42.0	0.00%
Kumulierte Zeit		04:25.6		14:21.0						23:12.0	
Rundenzeit		04:25.6	+02.1	04:56.8	+00.6					03:53.0	
Schießstandzeit		58.1	+07.3	01:01.8	58.0	+00.7					04:03.8
Streckenzeit		03:27.5	+01.6	03:52.5	03:55.0	+01.8				03:53.0	19:08.1
Strafzeit			00:30	00:15	00:45						
2	75	MAIER Linus	2003	GER	1	1	3	2	7	25:23.8	2.77%
Kumulierte Zeit		04:40.2	+14.5	09:36.5	+12.4	14:39.3	+18.3	19:43.0	+24.0	23:38.5	+26.5
Rundenzeit		04:40.2	+14.5	04:56.3		05:02.7	+05.9	05:03.6	+06.3	03:55.4	+02.4
Schießstandzeit		01:00.7	+02.6	58.5		01:09.6	+07.8	01:02.6	+05.4		
Streckenzeit		03:39.4	+13.4	03:57.7	+05.2	03:53.1		04:00.9	+02.7	03:55.4	+02.4
Strafzeit			00:15	00:15	00:45			00:30			
3	58	SEIDL Elias	2004	GER	2	1	1	1	5	25:32.6	3.37%
Kumulierte Zeit		04:56.4	+30.8	09:52.9	+28.7	15:08.4	+47.3	20:15.6	+56.6	24:17.6	+01:05.6
Rundenzeit		04:56.4	+30.8	04:56.4	+00.1	05:15.4	+18.6	05:07.2	+09.8	04:01.9	+08.9
Schießstandzeit		01:18.9	+20.8	01:00.2	+01.7	01:13.1	+11.3	01:05.4	+08.1		
Streckenzeit		03:37.5	+11.5	03:56.1	+03.6	04:02.3	+09.1	04:01.7	+03.5	04:01.9	+08.9
Strafzeit			00:30	00:15	00:15	00:15		00:15			
4	68	HASLINGER Lukas	2003	AUT - Hsv Saalfelden	4	0	2	1	7	25:38.8	3.78%
Kumulierte Zeit		04:32.4	+06.8	09:35.9	+11.8	14:46.7	+25.7	19:57.6	+38.6	23:53.0	+41.0
Rundenzeit		04:32.4	+06.8	05:03.4	+07.1	05:10.7	+13.9	05:10.9	+13.5	03:55.4	+02.4
Schießstandzeit		01:06.5	+08.4	01:04.1	+05.9	01:14.2	+12.4	01:09.8	+12.6		
Streckenzeit		03:25.9		03:59.3	+06.8	03:56.5	+03.3	04:01.0	+02.7	03:55.4	+02.4
Strafzeit			01:00			00:30		00:15			
5	63	RIEHL Silvio	2003	GER	0	1	2	1	4	25:39.7	3.85%
Kumulierte Zeit		04:49.9	+24.2	09:59.4	+35.2	15:22.6	+01:01.5	20:36.3	+01:17.3	24:38.7	+01:26.7
Rundenzeit		04:49.9	+24.2	05:09.4	+13.1	05:23.1	+26.3	05:13.7	+16.3	04:02.4	+09.4
Schießstandzeit		01:04.9	+06.8	01:02.3	+03.7	01:09.5	+07.6	01:00.0	+02.7		
Streckenzeit		03:45.0	+19.0	04:07.1	+14.5	04:13.6	+20.5	04:13.6	+15.4	04:02.4	+09.4
Strafzeit			00:15	00:15	00:30	00:15		00:15			
6	59	STANGL Marcus	2003	AUT - Asvö Sc Raiffeisen Admont-Hal	3	2	1	3	9	25:58.0	5.13%
Kumulierte Zeit		04:39.0	+13.3	09:39.9	+15.7	14:43.8	+22.8	19:41.2	+22.2	23:43.0	+31.0
Rundenzeit		04:39.0	+13.3	05:00.9	+04.6	05:03.9	+07.0	04:57.3		04:01.7	+08.7
Schießstandzeit		01:02.1	+04.0	01:05.6	+07.0	01:07.4	+05.6	59.1	+01.8		
Streckenzeit		03:36.8	+10.9	03:55.2	+02.7	03:56.4	+03.3	03:58.2		04:01.7	+08.7
Strafzeit			00:45	00:30	00:15	00:45		00:45			
7	74	HANKE Max	2003	GER	1	2	2	2	7	25:59.1	5.20%
Kumulierte Zeit		04:45.7	+20.0	09:52.9	+28.8	15:05.0	+43.9	20:15.2	+56.2	24:14.1	+01:02.1
Rundenzeit		04:45.7	+20.0	05:07.2	+10.9	05:12.0	+15.1	05:10.1	+12.8	03:58.8	+05.8
Schießstandzeit		01:06.5	+08.4	01:12.5	+14.0	01:15.7	+13.9	01:06.4	+09.1		
Streckenzeit		03:39.2	+13.2	03:54.6	+02.1	03:56.2	+03.1	04:03.7	+05.5	03:58.8	+05.8
Strafzeit			00:15	00:30	00:30	00:30		00:30			
8	66	DANKL Stefan	2003	AUT - Skiklub Maishofen	3	2	2	1	8	26:35.8	7.62%
Kumulierte Zeit		04:55.5	+29.9	10:03.8	+39.6	15:22.6	+01:01.6	20:30.0	+01:11.0	24:35.7	+01:23.7
Rundenzeit		04:55.5	+29.9	05:08.2	+11.9	05:18.8	+21.9	05:07.3	+10.0	04:05.7	+12.7
Schießstandzeit		01:09.2	+11.1	01:00.0	+01.4	01:11.7	+09.9	01:00.3	+03.0		
Streckenzeit		03:46.3	+20.4	04:08.2	+15.6	04:07.0	+13.8	04:07.0	+08.8	04:05.7	+12.7
Strafzeit			00:45	00:30	00:30	00:30		00:15			
9	67	DOMES Andreas	2003	AUT - Wsv Schladming	1	2	1	1	5	27:15.9	10.32%
Kumulierte Zeit		04:56.2	+30.5	10:13.6	+49.5	15:55.3	+01:34.3	21:23.8	+02:04.8	26:00.9	+02:48.9
Rundenzeit		04:56.2	+30.5	05:17.4	+21.1	05:41.7	+44.8	05:28.4	+31.1	04:37.0	+44.0
Schießstandzeit		01:10.1	+12.0	01:01.4	+02.9	01:10.0	+08.2	57.2			
Streckenzeit		03:46.0	+20.1	04:15.9	+23.4	04:31.6	+38.5	04:31.2	+32.9	04:37.0	+44.0
Strafzeit			00:15	00:30	00:15	00:15		00:15			
10	72	MORITZ Michael	2003	AUT - Sportunion Rosenbach	3	0	3	2	8	27:33.1	11.54%
Kumulierte Zeit		04:49.4	+23.7	09:59.0	+34.9	15:44.3	+01:23.3	21:13.3	+01:54.3	25:33.1	+02:21.1
Rundenzeit		04:49.4	+23.7	05:09.6	+13.2	05:45.2	+48.4	05:29.0	+31.6	04:19.7	+26.7
Schießstandzeit		01:09.0	+10.9	01:03.4	+04.9	01:30.5	+28.7	01:10.1	+12.8		
Streckenzeit		03:40.4	+14.4	04:06.1	+13.5	04:14.6	+21.5	04:18.9	+20.6	04:19.7	+26.7
Strafzeit			00:45			00:45		00:30			





SuperEinzel Gesamt - 04.01.2020

KK Hochfilzen (Austria Cup)



Hochfilzen, AUT

U17 männlich

Analytisches Ergebnis

7,5km (5 x 1,5 km)

Pos	#	Name	Runde 1		Runde 2		Runde 3		Runde 4		Runde 5		Zeit	% Rückstand					
Bezeichnung																			
11	57	LAGLER Valentin			2003		GER				L	S	L	S	T	Zeit	% Rückstand		
Kumulierte Zeit		05:06.7	+41.0	14	10:22.4	+58.2	13	16:08.2	+01:47.1	13	21:33.7	+02:14.7	12	25:44.1	+02:32.1	10	27:44.5	12.28%	
Rundenzeit		05:06.7	+41.0	14	05:15.7	+19.4	10	05:45.7	+48.9	16	05:25.5	+28.1	9	04:10.4	+17.4	9			
Schießstandzeit		01:17.3	+19.2	16	01:11.1	+12.5	15	01:42.0	+40.2	18	01:05.4	+08.2	11				05:16.0	+01:12.1	16
Streckenzeit		03:49.3	+23.3	14	04:04.6	+12.0	7	04:03.7	+10.5	7	04:20.0	+21.8	10	04:10.4	+17.4	9	20:28.1	+01:20.0	9
Strafzeit		00:30			00:45			00:45											
12	69	LASSER Julian			2003		AUT - Allgem.Turnverein		Irdning		1	3	2	0	6	28:13.9	14.24%		
Kumulierte Zeit		05:08.0	+42.4	15	10:48.8	+01:24.6	15	16:32.1	+02:11.1	16	22:10.6	+02:51.6	16	26:43.9	+03:31.9	16			
Rundenzeit		05:08.0	+42.4	15	05:40.7	+44.3	15	05:43.3	+46.5	14	05:38.4	+41.0	13	04:33.3	+40.3	13			
Schießstandzeit		01:06.9	+08.8	9	01:08.6	+10.0	14	01:09.0	+07.2	6	01:00.0	+02.7	4				04:24.7	+20.8	9
Streckenzeit		04:01.1	+35.1	16	04:32.0	+39.5	16	04:34.2	+41.1	15	04:38.4	+40.1	16	04:33.3	+40.3	13	22:19.1	+03:11.0	15
Strafzeit		00:15			00:45			00:30											
13	64	LANGEGGER David			2003		AUT - Schiklub Maria Alm				2	3	2	1	8	28:19.0	14.64%		
Kumulierte Zeit		05:11.5	+45.8	16	10:39.7	+01:15.5	14	16:11.1	+01:50.1	14	21:58.7	+02:39.7	14	26:19.0	+03:07.0	13			
Rundenzeit		05:11.5	+45.8	16	05:28.1	+31.8	14	05:31.4	+34.5	9	05:47.5	+50.2	15	04:20.2	+27.2	11			
Schießstandzeit		01:25.8	+27.7	18	01:14.2	+15.6	17	01:18.8	+17.0	15	01:21.4	+24.1	17				05:20.2	+01:16.4	17
Streckenzeit		03:45.7	+19.7	10	04:13.9	+21.4	11	04:12.5	+19.3	9	04:26.1	+27.9	12	04:20.2	+27.2	11	20:58.7	+01:50.6	11
Strafzeit		00:30			00:45			00:30			00:15								
14	65	MAIR Marcel			2003		NULL - Hsv Saalfelden				3	2	1	3	9	28:22.2	14.84%		
Kumulierte Zeit		04:57.7	+32.0	13	10:22.2	+58.0	12	15:53.7	+01:32.7	10	21:28.2	+02:09.2	11	26:07.2	+02:55.2	12			
Rundenzeit		04:57.7	+32.0	13	05:24.5	+28.1	12	05:31.4	+34.6	10	05:34.4	+37.1	12	04:38.9	+45.9	15			
Schießstandzeit		01:07.0	+08.9	10	01:03.6	+05.0	8	01:07.7	+05.9	5	01:05.2	+08.0	9				04:23.7	+19.8	8
Streckenzeit		03:50.7	+24.7	15	04:20.8	+28.3	14	04:23.7	+30.5	13	04:29.2	+30.9	13	04:38.9	+45.9	15	21:43.5	+02:35.3	14
Strafzeit		00:45			00:30			00:15			00:45								
15	70	MAIER Simon			2003		AUT - Scu Hittisau				2	2	2	3	9	28:49.8	16.67%		
Kumulierte Zeit		04:50.7	+25.0	8	10:16.7	+52.5	11	15:59.5	+01:38.4	12	21:49.8	+02:30.8	13	26:34.8	+03:22.8	14			
Rundenzeit		04:50.7	+25.0	8	05:25.9	+29.6	13	05:42.8	+45.9	13	05:50.3	+52.9	16	04:44.9	+51.9	16			
Schießstandzeit		01:02.9	+04.8	4	01:03.0	+04.4	6	01:04.8	+03.0	2	01:00.8	+03.5	7				04:11.6	+07.8	3
Streckenzeit		03:47.7	+21.8	13	04:22.9	+30.3	15	04:37.9	+44.8	17	04:49.4	+51.2	17	04:44.9	+51.9	16	22:23.1	+03:15.0	16
Strafzeit		00:30			00:30			00:30			00:45								
16	61	ARSAN Michael			2004		GER				0	1	1	3	5	28:54.4	17.00%		
Kumulierte Zeit		05:20.5	+54.9	17	11:02.8	+01:38.6	17	17:01.0	+02:40.0	17	22:52.2	+03:33.2	17	27:39.3	+04:27.3	17			
Rundenzeit		05:20.5	+54.9	17	05:42.2	+45.9	16	05:58.2	+01:01.3	17	05:51.2	+53.8	17	04:47.0	+54.0	17			
Schießstandzeit		01:17.1	+19.0	15	01:07.4	+08.9	12	01:22.9	+21.1	16	01:13.8	+16.5	16				05:01.4	+57.5	15
Streckenzeit		04:03.4	+37.4	17	04:34.7	+42.2	17	04:35.3	+42.1	16	04:37.3	+39.1	15	04:47.0	+54.0	17	22:37.9	+03:29.8	17
Strafzeit					00:15			00:15			00:45								
17	62	NICOLUSSI Luca			2004		GER				3	5	4	5	17	30:51.2	24.90%		
Kumulierte Zeit		04:51.3	+25.6	9	10:53.4	+01:29.2	16	16:26.2	+02:05.2	15	22:09.9	+02:50.9	15	26:35.0	+03:23.0	15			
Rundenzeit		04:51.3	+25.6	9	06:02.0	+01:05.7	17	05:32.8	+36.0	11	05:43.6	+46.2	14	04:25.1	+32.1	12			
Schießstandzeit		01:06.7	+08.5	8	01:45.4	+46.8	18	01:17.6	+15.8	14	01:22.4	+25.2	18				05:32.2	+01:28.3	18
Streckenzeit		03:44.6	+18.7	8	04:16.5	+24.0	13	04:15.2	+22.0	12	04:21.1	+22.9	11	04:25.1	+32.1	12	21:02.7	+01:54.6	12
Strafzeit		00:45			01:15			01:00			01:15								
18	73	BESTVATER Jonas			2004		GER				1	1	2	1	5	31:18.6	26.72%		
Kumulierte Zeit		05:54.9	+01:29.2	18	12:10.9	+02:46.7	18	18:24.6	+04:03.6	18	25:00.5	+05:41.5	18	30:03.6	+06:51.6	18			
Rundenzeit		05:54.9	+01:29.2	18	06:16.0	+01:19.6	18	06:13.7	+01:16.8	18	06:35.8	+01:38.5	18	05:03.0	+01:10.0	18			
Schießstandzeit		01:09.6	+11.5	13	01:07.6	+09.0	13	01:07.7	+05.9	4	01:10.3	+13.0	15				04:35.3	+31.4	11
Streckenzeit		04:45.2	+01:19.3	18	05:08.4	+01:15.8	18	05:06.0	+01:12.8	18	05:25.5	+01:27.2	18	05:03.0	+01:10.0	18	25:28.2	+06:20.1	18
Strafzeit		00:15			00:15			00:30			00:15								





SuperEinzel Gesamt - 04.01.2020

KK Hochfilzen (Austria Cup)




Hochfilzen, AUT

U16 männlich

Analytisches Ergebnis

7,5km (5 x 1,5 km)

Pos	#	Name	Nat. - Club					L	S	L	S	T	Zeit	% Rückstand
Bezeichnung		Runde 1	Runde 2	Runde 3	Runde 4	Runde 5	Gesamt							
1	77	GLASSER Daniel	2004 AUT - Wsv Sparkasse Bad Ischl					2	2	3	3	10	28:20.8	0.00%
Kumulierte Zeit		04:52.2		15:37.1		21:10.7		25:50.8		+13.8	2			
Rundenzeit		04:52.2	1	05:14.0	1	05:30.7	1	05:33.6	+02.2	2	04:40.0	+25.7	5	
Schießstandzeit		01:03.7	+00.5	2	01:00.0	+00.2	2	01:11.1	+08.1	2	01:04.7	+02.3	2	
Streckenzeit		03:48.4	+01.3	2	04:14.0		1	04:19.6		1	04:28.9	+05.1	2	
Strafzeit		00:30		00:30		00:45		00:45			04:40.0	+25.7	5	
											21:31.1	+18.0	3	
2	84	PERNKOPF Marius	2004 AUT - Su Windischgarsten - Biathlon					4	3	2	2	11	28:22.0	0.12%
Kumulierte Zeit		04:58.3	+06.0	3	10:13.3	+07.0	2	15:44.2	+07.1	2	21:15.6	+04.8	2	
Rundenzeit		04:58.3	+06.0	3	05:15.0	+00.9	2	05:30.8	+00.1	2	05:31.3		1	
Schießstandzeit		01:06.9	+03.7	3	59.8		1	01:03.0		1	01:07.5	+05.1	5	
Streckenzeit		03:51.3	+04.1	4	04:15.2	+01.2	2	04:27.8	+08.2	4	04:23.8		1	
Strafzeit		01:00		00:45		00:30		00:30			04:21.3	+07.0	2	
											21:19.6	+06.5	2	
3	82	GANNER Tobias	2004 AUT - Turn- U. Su Raika Obertilliach					4	2	1	2	9	28:22.4	0.12%
Kumulierte Zeit		05:07.0	+14.8	4	10:36.0	+29.6	4	16:13.0	+35.9	4	21:53.0	+42.3	3	
Rundenzeit		05:07.0	+14.8	4	05:28.9	+14.8	5	05:37.0	+06.2	3	05:40.0	+08.6	3	
Schießstandzeit		01:18.1	+14.9	7	01:11.3	+11.5	7	01:16.6	+13.6	4	01:08.1	+05.7	6	
Streckenzeit		03:48.9	+01.7	3	04:17.6	+03.6	4	04:20.3	+00.7	2	04:31.8	+08.0	4	
Strafzeit		01:00		00:30		00:15		00:30			04:14.3		1	
											04:54.3	+37.0	6	
											21:13.0		1	
4	78	LIENBACHER Nathan	2004 AUT - Hsv Saalfelden					2	1	3	3	9	29:20.9	3.53%
Kumulierte Zeit		05:14.0	+21.7	6	10:42.8	+36.4	5	16:32.5	+55.4	5	22:19.3	+01:08.5	5	
Rundenzeit		05:14.0	+21.7	6	05:28.8	+14.7	4	05:49.7	+18.9	5	05:46.7	+15.3	5	
Schießstandzeit		01:10.0	+06.8	5	01:04.0	+04.2	3	01:12.8	+09.8	3	01:05.3	+02.8	3	
Streckenzeit		04:03.9	+16.7	6	04:24.8	+10.8	5	04:36.8	+17.2	6	04:41.4	+17.6	6	
Strafzeit		00:30		00:15		00:45		00:45			04:46.5	+32.2	7	
											22:33.6	+01:20.5	6	
											04:32.2	+14.9	3	
5	80	HOFER Gabriel	2004 AUT - Heeressportverein Hochfilzen					3	2	4	2	11	30:17.5	6.88%
Kumulierte Zeit		05:17.9	+25.7	7	11:05.1	+58.7	7	17:02.6	+01:25.5	6	22:55.1	+01:44.3	6	
Rundenzeit		05:17.9	+25.7	7	05:47.1	+33.0	7	05:57.5	+26.8	6	05:52.4	+21.0	6	
Schießstandzeit		01:10.6	+07.4	6	01:07.0	+07.2	5	01:18.5	+15.5	6	01:02.4		1	
Streckenzeit		04:07.3	+20.1	8	04:40.1	+26.1	9	04:39.0	+19.3	7	04:50.0	+26.1	7	
Strafzeit		00:45		00:30		01:00		00:30			04:37.3	+23.0	4	
											27:32.5	+01:55.5	6	
											04:37.3	+23.0	4	
											22:53.8	+01:40.8	7	
6	76	SCHOBER Julian	2004 AUT - SU Windischgarsten - Biathlon					2	4	5	4	15	30:18.2	6.94%
Kumulierte Zeit		04:55.2	+03.0	2	10:23.2	+16.9	3	16:12.9	+35.8	3	21:56.9	+46.1	4	
Rundenzeit		04:55.2	+03.0	2	05:28.0	+13.9	3	05:49.6	+18.9	4	05:43.9	+12.5	4	
Schießstandzeit		01:08.0	+04.8	4	01:10.8	+11.0	6	01:27.8	+24.8	9	01:12.5	+10.1	7	
Streckenzeit		03:47.1		1	04:17.1	+03.1	3	04:21.8	+02.1	3	04:31.4	+07.5	3	
Strafzeit		00:30		01:00		01:15		01:00			04:36.2	+21.9	3	
											26:33.2	+56.2	4	
											04:36.2	+21.9	3	
											21:33.8	+20.7	4	
											04:59.3	+42.0	7	
7	83	MÜLLAUER Manuel	2004 AUT - Hsv Saalfelden					3	3	2	2	10	30:50.6	8.82%
Kumulierte Zeit		05:12.7	+20.5	5	11:05.1	+58.8	8	17:08.5	+01:31.4	8	23:21.4	+02:10.7	8	
Rundenzeit		05:12.7	+20.5	5	05:52.3	+38.3	8	06:03.3	+32.6	8	06:12.9	+41.5	9	
Schießstandzeit		01:03.2		1	01:13.7	+13.9	8	01:18.4	+15.4	5	01:17.4	+15.0	8	
Streckenzeit		04:09.5	+22.3	9	04:38.6	+24.6	8	04:44.9	+25.2	8	04:55.4	+31.6	8	
Strafzeit		00:45		00:45		00:30		00:30			04:59.0	+44.7	9	
											28:20.5	+02:43.5	9	
											04:59.0	+44.7	9	
											23:27.7	+02:14.6	9	
											04:52.8	+35.5	5	
8	81	GEIGER Niklas	2004 AUT - Sc Egg					4	0	3	4	11	31:01.4	9.47%
Kumulierte Zeit		05:40.2	+47.9	9	11:37.1	+01:30.8	9	17:35.8	+01:58.7	9	23:33.4	+02:22.6	9	
Rundenzeit		05:40.2	+47.9	9	05:56.9	+42.8	9	05:58.7	+27.9	7	05:57.5	+26.2	7	
Schießstandzeit		01:33.8	+30.6	9	01:31.7	+31.9	9	01:27.2	+24.2	8	01:18.3	+15.9	9	
Streckenzeit		04:06.3	+19.1	7	04:25.1	+11.1	6	04:31.5	+11.8	5	04:39.2	+15.3	5	
Strafzeit		01:00		00:45		00:45		01:00			04:42.9	+28.6	6	
											28:16.4	+02:39.4	8	
											04:42.9	+28.6	6	
											05:51.2	+01:33.8	9	
											22:25.2	+01:12.1	5	
9	79	DURIE Joshua	2004 AUT - Schiklub Saalfelden					3	4	5	4	16	32:01.2	13.00%
Kumulierte Zeit		05:23.7	+31.4	8	10:59.4	+53.1	6	17:07.1	+01:30.0	7	23:09.9	+01:59.1	7	
Rundenzeit		05:23.7	+31.4	8	05:35.7	+21.6	6	06:07.6	+36.8	9	06:02.8	+31.4	8	
Schießstandzeit		01:24.5	+21.3	8	01:05.5	+05.7	4	01:22.2	+19.2	7	01:06.9	+04.5	4	
Streckenzeit		03:59.1	+11.9	5	04:30.2	+16.1	7	04:45.4	+25.7	9	04:55.8	+32.0	9	
Strafzeit		00:45		01:00		01:15		01:00			04:50.7	+36.4	8	
											28:00.7	+02:23.7	7	
											04:50.7	+36.4	8	
											04:59.3	+42.0	8	
											23:01.3	+01:48.2	8	





SuperEinzel Gesamt - 04.01.2020

KK Hochfilzen (Austria Cup)




Hochfilzen, AUT

Frauen

Analytisches Ergebnis

5km (5 x 1 km)

Pos	#	Name	Runde 1		Runde 2		Runde 3		Runde 4		Runde 5		Zeit	% Rückstand					
Bezeichnung																			
1	85	PIDHRUSHNA Olena			1987		UKR				L	S	L	S	T	Zeit	% Rückstand		
											0	0	0	0	0	14:10.1	0.00%		
Kumulierte Zeit		02:45.5	+08.4	6	05:56.8	+25.9	9	09:11.0	+40.9	9	12:15.0	+43.9	8	14:09.5	+39.3	5			
Rundenzeit		02:45.5	+08.4	6	03:11.2	+18.8	12	03:14.2	+17.5	11	03:03.9	+05.9	6	01:54.4		1			
Schießstandzeit		51.9	+05.2	5	57.8	+14.2	14	01:00.5	+08.4	11	52.6	+02.7	4				03:43.0	+27.8	7
Streckenzeit		01:53.5	+07.3	9	02:13.4	+06.6	10	02:13.7	+09.0	10	02:11.3	+03.9	5	01:54.4		1	10:26.4	+20.6	3
Strafzeit																			
2	92	INNERHOFER Katharina			1991		AUT - Schiklub Maria Alm				1	0	1	1	3	14:15.2	0.59%		
Kumulierte Zeit		02:37.5	+00.4	2	05:33.4	+02.5	2	08:30.1		1	11:31.1		1	13:30.2		1			
Rundenzeit		02:37.5	+00.4	2	02:55.8	+03.4	2	02:56.7		1	03:00.9	+02.9	2	01:59.0	+04.6	2			
Schießstandzeit		49.6	+02.9	2	49.1	+05.5	2	52.0		1	53.5	+03.6	6				03:24.3	+09.1	2
Streckenzeit		01:47.9	+01.6	2	02:06.7		1	02:04.6		1	02:07.4		1	01:59.0	+04.6	2	10:05.8		1
Strafzeit		00:15						00:15			00:15								
3	96	ZDOUC Dunja			1994		AUT - Dsg Sele Zell Skisektion				0	1	1	0	2	14:26.1	1.88%		
Kumulierte Zeit		02:37.1		1	05:38.6	+07.8	3	08:42.2	+12.0	3	11:44.8	+13.7	3	13:56.1	+25.9	3			
Rundenzeit		02:37.1		1	03:01.5	+09.1	3	03:03.5	+06.8	3	03:02.6	+04.6	4	02:11.2	+16.7	8			
Schießstandzeit		50.8	+04.1	4	52.4	+08.7	5	53.9	+01.8	3	50.2	+00.3	2				03:27.4	+12.2	3
Streckenzeit		01:46.2		1	02:09.1	+02.4	4	02:09.5	+04.9	5	02:12.4	+05.0	6	02:11.2	+16.7	8	10:28.6	+22.8	4
Strafzeit					00:15			00:15											
4	91	SCHERER Stefanie			1996		GER				0	1	1	0	2	14:46.2	4.24%		
Kumulierte Zeit		02:44.3	+07.2	5	05:46.7	+15.8	5	08:56.0	+25.8	5	12:05.8	+34.7	5	14:15.6	+45.4	7			
Rundenzeit		02:44.3	+07.2	5	03:02.3	+09.9	4	03:09.3	+12.5	7	03:09.8	+11.8	9	02:09.7	+15.3	6			
Schießstandzeit		52.0	+05.3	6	52.2	+08.6	4	55.6	+03.6	5	55.8	+06.0	12				03:35.8	+20.6	5
Streckenzeit		01:52.2	+06.0	6	02:10.1	+03.4	6	02:13.6	+08.9	9	02:13.9	+06.5	11	02:09.7	+15.3	6	10:39.7	+33.9	8
Strafzeit					00:15			00:15											
5	98	WEIDEL Anna			1996		GER				0	0	2	2	4	14:48.2	4.47%		
Kumulierte Zeit		02:38.3	+01.2	3	05:30.8		1	08:32.4	+02.2	2	11:36.3	+05.2	2	13:48.2	+18.0	2			
Rundenzeit		02:38.3	+01.2	3	02:52.4		1	03:01.6	+04.8	2	03:03.8	+05.8	5	02:11.8	+17.4	10			
Schießstandzeit		46.7		1	43.6		1	53.5	+01.5	2	51.2	+01.4	3				03:15.1		1
Streckenzeit		01:51.6	+05.4	4	02:08.8	+02.0	2	02:08.0	+03.3	3	02:12.6	+05.1	7	02:11.8	+17.4	10	10:33.0	+27.1	6
Strafzeit								00:30			00:30								
6	99	HILDEBRAND Franziska			1987		GER				0	0	1	1	2	14:51.8	4.82%		
Kumulierte Zeit		02:48.0	+10.9	8	05:53.4	+22.6	7	09:01.5	+31.4	6	12:09.8	+38.7	7	14:21.8	+51.6	8			
Rundenzeit		02:48.0	+10.9	8	03:05.4	+12.9	8	03:08.0	+11.3	6	03:08.2	+10.2	7	02:11.9	+17.5	11			
Schießstandzeit		54.2	+07.5	8	53.7	+10.1	8	55.9	+03.8	6	54.7	+04.8	8				03:38.7	+23.5	6
Streckenzeit		01:53.7	+07.5	10	02:11.6	+04.8	8	02:12.1	+07.4	7	02:13.5	+06.1	9	02:11.9	+17.5	11	10:43.0	+37.2	9
Strafzeit								00:15			00:15								
7	88	HINZ Vanessa			1992		GER				0	2	1	1	4	14:58.1	5.65%		
Kumulierte Zeit		02:41.8	+04.6	4	05:45.5	+14.7	4	08:53.2	+23.0	4	11:51.2	+20.1	4	13:58.1	+27.9	4			
Rundenzeit		02:41.8	+04.6	4	03:03.7	+11.2	6	03:07.6	+10.9	5	02:58.0		1	02:06.8	+12.4	4			
Schießstandzeit		50.1	+03.3	3	54.5	+10.9	10	58.5	+06.4	9	49.8		1				03:33.0	+17.8	4
Streckenzeit		01:51.6	+05.4	5	02:09.2	+02.4	5	02:09.1	+04.5	4	02:08.1	+00.7	2	02:06.8	+12.4	4	10:25.0	+19.2	2
Strafzeit					00:30			00:15			00:15								
8	101	STEINER Tamara			1997		AUT - WSV Ramsau am Dachstein				0	0	0	1	1	15:00.5	5.88%		
Kumulierte Zeit		02:57.6	+20.5	13	06:06.3	+35.5	13	09:22.2	+52.1	13	12:33.7	+01:02.6	12	14:45.5	+01:15.3	13			
Rundenzeit		02:57.6	+20.5	13	03:08.7	+16.2	10	03:15.8	+19.1	12	03:11.5	+13.4	11	02:11.7	+17.2	9			
Schießstandzeit		01:03.0	+16.3	15	52.7	+09.1	7	59.5	+07.5	10	55.0	+05.1	10				03:50.3	+35.2	11
Streckenzeit		01:54.5	+08.3	12	02:16.0	+09.2	12	02:16.2	+11.6	13	02:16.4	+09.0	13	02:11.7	+17.2	9	10:55.1	+49.2	13
Strafzeit																			
9	94	SEMERENKO Valj			1986		UKR				0	1	0	1	2	15:12.2	7.29%		
Kumulierte Zeit		02:51.6	+14.4	11	06:03.8	+33.0	12	09:15.3	+45.1	12	12:36.0	+01:04.9	13	14:42.2	+01:12.0	12			
Rundenzeit		02:51.6	+14.4	11	03:12.2	+19.7	13	03:11.4	+14.7	8	03:20.7	+22.6	15	02:06.1	+11.7	3			
Schießstandzeit		54.0	+07.2	7	55.9	+12.3	12	57.7	+05.6	8	01:10.4	+20.5	15				03:58.0	+42.8	15
Streckenzeit		01:57.6	+11.3	13	02:16.2	+09.5	13	02:13.7	+09.1	11	02:10.2	+02.8	4	02:06.1	+11.7	3	10:44.1	+38.3	11
Strafzeit					00:15						00:15								
10	89	SEMERENKO Vita			1986		UKR				1	2	0	1	4	15:14.9	7.53%		
Kumulierte Zeit		02:48.3	+11.2	9	05:59.5	+28.7	10	09:04.6	+34.4	7	12:07.2	+36.1	6	14:14.9	+44.7	6			
Rundenzeit		02:48.3	+11.2	9	03:11.1	+18.7	11	03:05.0	+08.3	4	03:02.6	+04.6	3	02:07.6	+13.1	5			
Schießstandzeit		55.3	+08.6	10	01:00.8	+17.2	15	54.8	+02.7	4	53.0	+03.1	5				03:44.0	+28.8	8
Streckenzeit		01:53.0	+06.7	8	02:10.3	+03.5	7	02:10.2	+05.5	6	02:09.6	+02.2	3	02:07.6	+13.1	5	10:30.8	+25.0	5
Strafzeit		00:15			00:30						00:15								





SuperEinzel Gesamt - 04.01.2020


KK Hochfilzen (Austria Cup)



Hochfilzen, AUT

Frauen Analytisches Ergebnis 5km (5 x 1 km)

Pos	#	Name	Nat. - Club										L	S	L	S	T	Zeit	% Rückstand			
Bezeichnung		Runde 1	Runde 2	Runde 3			Runde 4			Runde 5			Gesamt									
11	86	SCHNEIDER Sophia	1997			GER										1	0	1	1	3	15:23.5	8.59%
Kumulierte Zeit		02:47.8	+10.7	7	05:53.6	+22.8	8	09:12.6	+42.4	10	12:22.4	+51.3	10	14:38.5	+01:08.3	11						
Rundenzeit		02:47.8	+10.7	7	03:05.7	+13.3	9	03:18.9	+22.2	13	03:09.8	+11.7	8	02:16.0	+21.6	13						
Schießstandzeit		55.3	+08.6	9	51.9	+08.3	3	01:04.4	+12.4	15	54.6	+04.7	7				03:46.4	+31.2	10			
Streckenzeit		01:52.5	+06.3	7	02:13.8	+07.1	11	02:14.4	+09.8	12	02:15.1	+07.7	12	02:16.0	+21.6	13	10:52.0	+46.2	12			
Strafzeit		00:15						00:15			00:15											
12	97	HARTWEGER Fabienne	1992			AUT - WSV Ramsau am Dachstein										0	2	1	2	5	15:46.8	11.29%
Kumulierte Zeit		02:49.7	+12.6	10	05:52.8	+21.9	6	09:04.9	+34.8	8	12:16.1	+44.9	9	14:31.8	+01:01.6	9						
Rundenzeit		02:49.7	+12.6	10	03:03.0	+10.6	5	03:12.1	+15.4	9	03:11.1	+13.1	10	02:15.7	+21.2	12						
Schießstandzeit		58.2	+11.5	12	54.0	+10.3	9	01:04.3	+12.2	14	57.7	+07.9	13				03:54.3	+39.1	13			
Streckenzeit		01:51.5	+05.2	3	02:09.0	+02.3	3	02:07.8	+03.1	2	02:13.3	+05.9	8	02:15.7	+21.2	12	10:37.4	+31.6	7			
Strafzeit					00:30			00:15			00:30											
13	87	KUPFNER Simone	1996			AUT - Wsv Schwoich										0	1	2	3	6	16:06.7	13.65%
Kumulierte Zeit		02:55.4	+18.3	12	06:00.6	+29.8	11	09:14.0	+43.8	11	12:25.9	+54.8	11	14:36.7	+01:06.5	10						
Rundenzeit		02:55.4	+18.3	12	03:05.1	+12.7	7	03:13.3	+16.6	10	03:11.9	+13.9	12	02:10.7	+16.2	7						
Schießstandzeit		01:01.0	+14.3	14	52.6	+09.0	6	01:01.0	+08.9	12	58.3	+08.4	14				03:53.1	+37.9	12			
Streckenzeit		01:54.4	+08.2	11	02:12.5	+05.7	9	02:12.3	+07.6	8	02:13.5	+06.1	10	02:10.7	+16.2	7	10:43.6	+37.7	10			
Strafzeit					00:15			00:30			00:45											
14	90	SCHREDER Anna-Maria	1997			AUT - HSV HOCHFILZEN										0	1	0	3	4	16:19.4	15.18%
Kumulierte Zeit		03:00.2	+23.1	14	06:18.4	+47.5	14	09:40.1	+01:09.9	14	12:59.8	+01:28.6	15	15:19.4	+01:49.2	15						
Rundenzeit		03:00.2	+23.1	14	03:18.1	+25.6	15	03:21.7	+25.0	14	03:19.6	+21.6	14	02:19.6	+25.1	15						
Schießstandzeit		56.6	+09.9	11	55.3	+11.7	11	56.9	+04.8	7	55.2	+05.4	11				03:44.2	+29.0	9			
Streckenzeit		02:03.5	+17.3	15	02:22.7	+15.9	15	02:24.8	+20.1	15	02:24.3	+16.9	15	02:19.6	+25.1	15	11:35.1	+01:29.3	15			
Strafzeit					00:15						00:45											
15	93	DÜRINGER Ramona	1989			AUT - Wsv Andelsbuch										4	1	1	2	8	17:10.4	21.18%
Kumulierte Zeit		03:01.8	+24.6	15	06:19.6	+48.7	15	09:41.7	+01:11.6	15	12:53.9	+01:22.7	14	15:10.0	+01:39.8	14						
Rundenzeit		03:01.8	+24.6	15	03:17.8	+25.3	14	03:22.1	+25.4	15	03:12.1	+14.1	13	02:16.1	+21.6	14						
Schießstandzeit		01:00.5	+13.8	13	56.4	+12.8	13	01:03.4	+11.4	13	54.8	+04.9	9				03:55.2	+40.0	14			
Streckenzeit		02:01.2	+14.9	14	02:21.3	+14.6	14	02:18.7	+14.0	14	02:17.3	+09.8	14	02:16.1	+21.6	14	11:14.7	+01:08.9	14			
Strafzeit		01:00			00:15			00:15			00:30											





SuperEinzel Gesamt - 04.01.2020

KK Hochfilzen (Austria Cup)




Hochfilzen, AUT

U22 weiblich

Analytisches Ergebnis

5km (5 x 1 km)

Pos	#	Name	Nat. - Club				L	S	L	S	T	Zeit	% Rückstand						
Bezeichnung		Runde 1	Runde 2	Runde 3	Runde 4	Runde 5				Gesamt									
1	102	OBERTHALER Kristina	1998				AUT - Usc Altenmarkt / Zauchensee				1	2	0	1	4	16:26.0	0.00%		
Kumulierte Zeit		03:00.6		06:26.3		09:52.9		13:14.6		+05.4	2	15:26.0		+04.5	2				
Rundenzeit		03:00.6	1	03:25.7	+03.9	3	03:26.5	+02.8	2	03:21.7	+06.4	2	02:11.3		1				
Schießstandzeit		59.3	1	01:00.2	+04.3	2	01:04.8	+02.9	2	01:00.7	+03.5	3				04:05.1	+08.6	2	
Streckenzeit		02:01.2	+00.7	2	02:25.5	+06.4	2	02:21.7	+07.1	2	02:20.9	+02.8	2	02:11.3		1	11:20.8	+14.1	2
Strafzeit		00:15		00:30				00:15											
2	103	VOGL Lara	2000				GER				1	1	0	1	3	16:43.0	1.72%		
Kumulierte Zeit		03:04.8	+04.1	2	06:26.5	+00.2	2	09:55.0	+02.0	3	13:25.9	+16.6	3	15:57.8	+36.3	3			
Rundenzeit		03:04.8	+04.1	2	03:21.7		1	03:28.4	+04.7	3	03:30.9	+15.5	3	02:31.9	+20.5	3			
Schießstandzeit		59.6	+00.2	2	55.9		1	01:01.8		1	59.1	+01.8	2				03:56.4		1
Streckenzeit		02:05.1	+04.6	4	02:25.8	+06.8	3	02:26.6	+11.9	3	02:31.7	+13.7	3	02:31.9	+20.5	3	12:01.3	+54.6	3
Strafzeit		00:15		00:15				00:15											
3	104	OSL Lisa	2000				AUT - LI-Club Region Angerberg				2	1	0	4	7	17:07.1	4.16%		
Kumulierte Zeit		03:06.2	+05.5	3	06:30.2	+03.8	3	09:53.9	+00.9	2	13:09.2		1	15:21.4		1			
Rundenzeit		03:06.2	+05.5	3	03:24.0	+02.2	2	03:23.6		1	03:15.3		1	02:12.2	+00.8	2			
Schießstandzeit		01:03.5	+04.1	3	01:04.9	+09.0	3	01:09.0	+07.2	3	57.2		1				04:14.7	+18.2	3
Streckenzeit		02:02.7	+02.1	3	02:19.0		1	02:14.6		1	02:18.0		1	02:12.2	+00.8	2	11:06.7		1
Strafzeit		00:30		00:15				01:00											
4	105	MORTON Darcie	1999				AUS				3	2	2	1	8	18:48.6	14.40%		
Kumulierte Zeit		03:07.7	+07.1	4	06:45.8	+19.4	4	10:32.3	+39.4	4	14:16.6	+01:07.4	4	16:48.6	+01:27.1	4			
Rundenzeit		03:07.7	+07.1	4	03:38.0	+16.2	4	03:46.5	+22.8	4	03:44.3	+28.9	4	02:31.9	+20.6	4			
Schießstandzeit		01:07.2	+07.8	4	01:09.2	+13.3	4	01:11.6	+09.8	4	01:05.0	+07.8	4				04:33.2	+36.7	4
Streckenzeit		02:00.5		1	02:28.7	+09.7	4	02:34.8	+20.2	4	02:39.2	+21.1	4	02:31.9	+20.6	4	12:15.3	+01:08.6	4
Strafzeit		00:45		00:30				00:30											





SuperEinzel Gesamt - 04.01.2020

KK Hochfilzen (Austria Cup)




Hochfilzen, AUT

U19 weiblich

Analytisches Ergebnis

5km (5 x 1 km)

Pos	#	Name	Nat. - Club		L	S	L	S	T	Zeit	% Rückstand	
Bezeichnung		Runde 1	Runde 2	Runde 3	Runde 4	Runde 5			Gesamt			
1	114	GANDLER Anna	2001 AUT - Kitzbueheler Ski Club		0	1	0	0	1	14:46.1	0.00%	
Kumulierte Zeit		02:48.8		09:04.2	1	12:20.9	1	14:30.9	1			
Rundenzeit		02:48.8	1	03:08.6	1	03:06.7	1	02:09.9	1			
Schießstandzeit		57.2	+00.4	2	59.4	+07.7	5	01:00.1	1	59.7	+04.3	
Streckenzeit		01:51.5	1	02:09.2	+00.4	2	02:06.6	1	02:16.9	+02.9	2	
Strafzeit				00:15							1	
											10:34.3	
2	116	MELLITZER Victoria	2002 AUT - Kitzbueheler Ski Club		1	1	0	1	3	16:07.9	9.14%	
Kumulierte Zeit		02:52.2	+03.3	2	06:04.8	+07.3	2	09:31.2	+26.9	2	12:54.0	+33.1
Rundenzeit		02:52.2	+03.3	2	03:12.6	+03.9	2	03:26.4	+19.6	3	03:22.7	+06.1
Schießstandzeit		56.8		1	51.6		1	01:01.6	+01.5	2	55.3	
Streckenzeit		01:55.3	+03.8	3	02:20.9	+12.2	5	02:24.7	+18.1	4	02:27.3	+13.3
Strafzeit				00:15								5
												11:36.9
												+01:02.6
3	113	MESOTITSCH Soli	2001 AUT - Sportunion Rosenbach		1	2	1	1	5	16:37.2	12.53%	
Kumulierte Zeit		03:06.4	+17.6	4	06:25.7	+28.2	4	09:46.8	+42.6	3	13:08.9	+48.0
Rundenzeit		03:06.4	+17.6	4	03:19.3	+10.6	3	03:21.1	+14.3	2	03:22.0	+05.4
Schießstandzeit		01:08.9	+12.1	10	01:10.5	+18.8	10	01:08.3	+08.2	6	01:08.0	+12.6
Streckenzeit		01:57.4	+05.9	4	02:08.7		1	02:12.7	+06.1	2	02:14.0	
Strafzeit				00:30				00:15				1
												02:12.8
												+02.8
												04:35.9
												+50.3
												10:45.8
												+11.4
4	111	ROTHSCHOPF Lea	2001 AUT - Skiklub Kuchl		1	2	0	2	5	16:42.3	13.09%	
Kumulierte Zeit		02:56.9	+08.0	3	06:16.5	+19.0	3	09:47.1	+42.8	4	13:12.4	+51.4
Rundenzeit		02:56.9	+08.0	3	03:19.5	+10.9	4	03:30.6	+23.8	4	03:25.2	+08.6
Schießstandzeit		01:02.6	+05.8	3	01:05.1	+13.4	9	01:13.0	+12.8	7	01:06.7	+11.3
Streckenzeit		01:54.2	+02.7	2	02:14.4	+05.6	3	02:17.6	+11.0	3	02:18.5	+04.5
Strafzeit				00:15				00:30				3
												02:14.8
												+04.8
												04:27.5
												+41.9
												10:59.7
												+25.3
5	115	HARTL Lena	2002 GER		1	0	1	1	3	16:46.7	13.54%	
Kumulierte Zeit		03:06.9	+18.0	5	06:31.0	+33.4	6	10:05.1	+01:00.9	5	13:34.4	+01:13.5
Rundenzeit		03:06.9	+18.0	5	03:24.0	+15.3	7	03:34.1	+27.4	5	03:29.2	+12.6
Schießstandzeit		01:04.5	+07.6	6	59.3	+07.6	4	01:04.5	+04.4	4	58.8	+03.4
Streckenzeit		02:02.4	+10.8	8	02:24.6	+15.9	6	02:29.5	+22.9	7	02:30.4	+16.3
Strafzeit				00:15				00:15				6
												02:26.9
												+16.9
												04:07.3
												+21.7
												11:54.0
												+01:19.6
6	144	ZORMANN Hanna	2001 AUT - USC Lilienfeld		2	0	0	3	5	17:41.5	19.75%	
Kumulierte Zeit		03:07.4	+18.5	6	06:45.8	+48.3	9	10:22.6	+01:18.3	8	13:56.5	+01:35.5
Rundenzeit		03:07.4	+18.5	6	03:38.4	+29.7	10	03:36.7	+29.9	7	03:33.9	+17.2
Schießstandzeit		01:04.2	+07.3	5	01:02.7	+11.0	6	01:06.1	+05.9	5	01:00.5	+05.1
Streckenzeit		02:03.2	+11.6	9	02:35.6	+26.9	10	02:30.6	+24.0	8	02:33.3	+19.3
Strafzeit				00:30				00:45				8
												02:29.3
												+19.3
												04:13.6
												+28.0
												12:12.2
												+01:37.8
7	108	RETTENSTEINER Lisa	2002 AUT - WSV Ramsau am Dachstein		1	2	3	1	7	17:47.5	20.43%	
Kumulierte Zeit		03:08.9	+20.0	8	06:29.3	+31.8	5	10:09.9	+01:05.6	6	13:33.8	+01:12.8
Rundenzeit		03:08.9	+20.0	8	03:20.4	+11.7	5	03:40.6	+33.8	8	03:23.8	+07.1
Schießstandzeit		01:08.7	+11.8	9	01:02.9	+11.2	8	01:13.8	+13.7	9	01:00.1	+04.7
Streckenzeit		02:00.1	+08.6	5	02:17.4	+08.7	4	02:26.7	+20.1	5	02:23.7	+09.7
Strafzeit				00:15				00:45				4
												02:28.3
												+18.3
												04:25.6
												+40.0
												11:36.5
												+01:02.2
8	109	HAIDER Sophie	2002 AUT - Ski-Club Seefeld		1	1	2	1	5	18:10.4	23.02%	
Kumulierte Zeit		03:08.4	+19.6	7	06:35.0	+37.4	8	10:32.4	+01:28.2	10	14:19.2	+01:58.2
Rundenzeit		03:08.4	+19.6	7	03:26.5	+17.8	8	03:57.4	+50.7	10	03:46.7	+30.0
Schießstandzeit		01:06.5	+09.6	7	58.5	+06.8	3	01:13.4	+13.3	8	59.9	+04.5
Streckenzeit		02:01.9	+10.3	6	02:28.0	+19.2	8	02:43.9	+37.3	10	02:46.7	+32.7
Strafzeit				00:15				00:30				10
												02:36.1
												+26.1
												04:18.4
												+32.8
												12:36.8
												+02:02.5
9	107	PITZER Leonie	2002 AUT - WSV Ramsau am Dachstein		1	1	3	3	8	18:14.6	23.48%	
Kumulierte Zeit		03:10.6	+21.7	9	06:33.0	+35.5	7	10:17.2	+01:12.9	7	13:46.1	+01:25.2
Rundenzeit		03:10.6	+21.7	9	03:22.4	+13.7	6	03:44.1	+37.4	9	03:28.9	+12.3
Schießstandzeit		01:08.4	+11.6	8	57.6	+05.9	2	01:16.4	+16.3	10	58.2	+02.8
Streckenzeit		02:02.1	+10.6	7	02:24.7	+16.0	7	02:27.7	+21.0	6	02:30.7	+16.7
Strafzeit				00:15				00:45				7
												02:28.4
												+18.4
												04:20.8
												+35.2
												11:53.7
												+01:19.4
10	106	MILLECKER Sandra	2002 AUT - Kitzbueheler Ski Club		3	2	0	3	8	18:34.2	25.73%	
Kumulierte Zeit		03:12.0	+23.2	10	06:48.8	+51.2	10	10:23.8	+01:19.5	9	14:05.3	+01:44.4
Rundenzeit		03:12.0	+23.2	10	03:36.7	+28.0	9	03:34.9	+28.2	6	03:41.5	+24.9
Schießstandzeit		01:03.0	+06.2	4	01:02.9	+11.2	7	01:02.4	+02.3	3	01:03.1	+07.7
Streckenzeit		02:09.0	+17.4	10	02:33.8	+25.1	9	02:32.5	+25.9	9	02:38.4	+24.4
Strafzeit				00:45				00:45				9
												02:28.5
												+18.5
												04:11.5
												+25.9
												12:22.3
												+01:48.0





SuperEinzel Gesamt - 04.01.2020

KK Hochfilzen (Austria Cup)




Hochfilzen, AUT

U17 weiblich

Analytisches Ergebnis

5km (5 x 1 km)

Pos	#	Name	Nat. - Club		L	S	L	S	T	Zeit	% Rückstand								
Bezeichnung		Runde 1	Runde 2	Runde 3	Runde 4	Runde 5			Gesamt										
1	118	PLENK Magdalena	2003 GER		1	0	0	1	2	16:45.0	0.00%								
Kumulierte Zeit		03:09.7	+13.7	6	06:39.0	+28.3	4	10:10.7	+37.1	3	13:49.7	+58.5	3	16:14.5	+01:01.4	3			
Rundenzeit		03:09.7	+13.7	6	03:29.3	+16.4	5	03:31.6	+08.8	2	03:39.0	+21.4	6	02:24.7	+02.8	5			
Schießstandzeit		01:04.2	+05.4	5	01:01.4	+04.5	5	01:04.3		1	01:07.3	+13.2	7				04:17.5	+14.9	5
Streckenzeit		02:05.4	+10.8	10	02:27.8	+11.9	8	02:27.2	+10.2	6	02:31.6	+13.5	6	02:24.7	+02.8	5	11:57.0	+49.5	6
Strafzeit		00:15									00:15								
2	130	NEUGEBAUER Isabel	2003 GER		0	2	0	0	2	17:03.2	1.79%								
Kumulierte Zeit		03:08.2	+12.1	4	06:37.0	+26.2	3	10:25.4	+51.9	6	14:07.8	+01:16.6	7	16:32.2	+01:19.1	7			
Rundenzeit		03:08.2	+12.1	4	03:28.8	+15.9	4	03:48.4	+25.6	11	03:42.3	+24.7	10	02:24.4	+02.5	4			
Schießstandzeit		01:11.7	+12.8	12	01:12.4	+15.5	11	01:23.5	+19.2	18	01:16.1	+21.9	19				05:03.9	+01:01.3	17
Streckenzeit		01:56.4	+01.9	2	02:16.3	+00.3	2	02:24.9	+07.9	4	02:26.2	+08.1	4	02:24.4	+02.5	4	11:28.3	+20.8	3
Strafzeit					00:30														
3	137	ANDEXER Anna	2003 AUT - Schiklub Saalfelden		1	2	2	3	8	17:13.1	2.79%								
Kumulierte Zeit		02:57.8	+01.8	2	06:10.7		1	09:33.5		1	12:51.2		1	15:13.1		1			
Rundenzeit		02:57.8	+01.8	2	03:12.8		1	03:22.8		1	03:17.6	+00.0	2	02:21.8		1			
Schießstandzeit		01:03.3	+04.4	2	56.9		1	01:05.8	+01.4	3	59.5	+05.4	4				04:05.6	+03.0	3
Streckenzeit		01:54.5		1	02:15.9		1	02:17.0		1	02:18.1		1	02:21.8		1	11:07.5		1
Strafzeit		00:15			00:30			00:30			00:45								
4	126	KRAMER Femke	2003 AUT - Schiklub Saalfelden		1	4	2	2	9	17:44.0	5.87%								
Kumulierte Zeit		02:56.0		1	06:14.8	+04.1	2	09:48.1	+14.5	2	13:05.7	+14.4	2	15:29.0	+15.9	2			
Rundenzeit		02:56.0		1	03:18.8	+05.9	2	03:33.2	+10.4	3	03:17.6		1	02:23.2	+01.4	3			
Schießstandzeit		58.8		1	01:00.7	+03.8	4	01:08.8	+04.4	5	54.1		1				04:02.5		1
Streckenzeit		01:57.1	+02.6	3	02:18.1	+02.1	3	02:24.4	+07.4	3	02:23.4	+05.3	2	02:23.2	+01.4	3	11:26.4	+18.9	2
Strafzeit		00:15			01:00			00:30			00:30								
5	145	STOCKER Liv Grete	2003 AUT - I.SPORTVEREINIGUNG HOHE WAND		1	1	0	2	4	17:53.9	6.77%								
Kumulierte Zeit		03:12.9	+16.9	9	06:58.3	+47.5	12	10:43.5	+01:10.0	9	14:24.9	+01:33.6	9	16:53.9	+01:40.8	9			
Rundenzeit		03:12.9	+16.9	9	03:45.3	+32.4	13	03:45.2	+22.4	8	03:41.3	+23.7	9	02:28.9	+07.1	9			
Schießstandzeit		01:07.9	+09.1	8	01:18.0	+21.1	20	01:15.6	+11.2	9	01:06.7	+12.6	6				04:48.3	+45.8	9
Streckenzeit		02:05.0	+10.4	8	02:27.2	+11.3	7	02:29.6	+12.6	7	02:34.5	+16.4	9	02:28.9	+07.1	9	12:05.5	+58.0	8
Strafzeit		00:15			00:15			00:30			00:30								
5	138	ANHAUS Wilma	2003 AUT - Usc-Neukirchen		0	1	2	3	6	17:53.9	6.77%								
Kumulierte Zeit		03:11.4	+15.4	8	06:40.2	+29.4	5	10:24.4	+50.8	5	13:54.5	+01:03.3	4	16:23.9	+01:10.8	4			
Rundenzeit		03:11.4	+15.4	8	03:28.7	+15.8	3	03:44.2	+21.4	7	03:30.1	+12.5	3	02:29.3	+07.4	10			
Schießstandzeit		01:05.0	+06.1	6	01:00.6	+03.6	3	01:11.2	+06.8	6	57.5	+03.4	2				04:14.4	+11.8	4
Streckenzeit		02:06.4	+11.8	11	02:28.1	+12.2	9	02:33.0	+16.0	11	02:32.6	+14.5	8	02:29.3	+07.4	10	12:09.5	+01:02.0	9
Strafzeit					00:15			00:30			00:45								
7	121	SPARK Sophie	2004 GER		1	2	1	2	6	17:59.3	7.36%								
Kumulierte Zeit		03:10.6	+14.6	7	06:48.2	+37.4	8	10:25.8	+52.3	7	14:03.9	+01:12.7	6	16:28.8	+01:15.7	5			
Rundenzeit		03:10.6	+14.6	7	03:37.5	+24.6	7	03:37.6	+14.8	5	03:38.1	+20.5	5	02:24.8	+02.9	6			
Schießstandzeit		01:08.8	+10.0	10	01:15.8	+18.8	16	01:12.0	+07.6	7	01:08.4	+14.3	9				04:45.1	+42.6	7
Streckenzeit		02:01.7	+07.2	6	02:21.7	+05.7	5	02:25.6	+08.6	5	02:29.6	+11.5	5	02:24.8	+02.9	6	11:43.6	+36.1	5
Strafzeit		00:15			00:30			00:15			00:30								
8	127	MORIC Iva	2004 GER		1	2	1	1	5	18:18.3	9.25%								
Kumulierte Zeit		03:15.3	+19.3	11	06:55.8	+45.0	10	10:49.0	+01:15.4	12	14:29.3	+01:38.1	10	17:02.7	+01:49.6	12			
Rundenzeit		03:15.3	+19.3	11	03:40.5	+27.6	10	03:53.1	+30.3	12	03:40.3	+22.7	8	02:33.4	+11.5	12			
Schießstandzeit		01:11.9	+13.0	13	01:10.5	+13.6	10	01:20.4	+16.1	14	01:07.9	+13.7	8				04:50.8	+48.3	11
Streckenzeit		02:03.4	+08.8	7	02:29.9	+13.9	10	02:32.7	+15.7	10	02:32.4	+14.2	7	02:33.4	+11.5	12	12:11.9	+01:04.4	10
Strafzeit		00:15			00:30			00:15			00:15								
9	124	KINK Julia	2004 GER		2	1	1	3	7	18:21.1	9.55%								
Kumulierte Zeit		03:20.2	+24.2	14	06:54.8	+44.0	9	10:34.5	+01:00.9	8	14:13.7	+01:22.4	8	16:35.9	+01:22.8	8			
Rundenzeit		03:20.2	+24.2	14	03:34.5	+21.7	6	03:39.7	+16.8	6	03:39.1	+21.5	7	02:22.2	+00.4	2			
Schießstandzeit		01:18.9	+20.1	17	01:14.3	+17.4	13	01:16.4	+12.1	10	01:13.7	+19.5	16				05:03.5	+01:01.0	16
Streckenzeit		02:01.2	+06.6	5	02:20.2	+04.2	4	02:23.2	+06.2	2	02:25.4	+07.3	3	02:22.2	+00.4	2	11:32.4	+24.9	4
Strafzeit		00:30			00:15			00:15			00:45								
10	131	EMPL Marlies	2003 AUT - Hsv Saalfelden		1	2	1	2	6	18:29.5	10.35%								
Kumulierte Zeit		03:16.8	+20.7	12	06:56.8	+46.0	11	10:44.7	+01:11.2	10	14:32.5	+01:41.2	11	16:59.0	+01:45.9	10			
Rundenzeit		03:16.8	+20.7	12	03:40.0	+27.1	9	03:47.9	+25.1	9	03:47.7	+30.1	11	02:26.5	+04.6	8			
Schießstandzeit		01:05.0	+06.1	7	01:05.2	+08.3	6	01:08.5	+04.1	4	01:10.3	+16.1	12				04:29.0	+26.5	6
Streckenzeit		02:11.7	+17.2	15	02:34.8	+18.8	12	02:39.4	+22.4	13	02:37.4	+19.2	12	02:26.5	+04.6	8	12:29.9	+01:22.4	12
Strafzeit		00:15			00:30			00:15			00:30								





SuperEinzel Gesamt - 04.01.2020

KK Hochfilzen (Austria Cup)




Hochfilzen, AUT

U17 weiblich

Analytisches Ergebnis

5km (5 x 1 km)

Pos	#	Name	Nat. - Club					L	S	L	S	T	Zeit	% Rückstand					
Bezeichnung		Runde 1	Runde 2	Runde 3	Runde 4	Runde 5	Gesamt												
11	123	KAPELLER Magdalena	2003 AUT - Wsv St.Jakob I.H.					3	2	2	2	9	18:44.6	11.84%					
Kumulierte Zeit		03:08.9	+12.9	5	06:46.7	+36.0	6	10:23.1	+49.5	4	13:58.5	+01:07.2	5	16:29.6	+01:16.5	6			
Rundenzeit		03:08.9	+12.9	5	03:37.8	+24.9	8	03:36.3	+13.5	4	03:35.3	+17.7	4	02:31.0	+09.2	11			
Schießstandzeit		01:03.9	+05.0	4	58.3	+01.3	2	01:04.6	+00.3	2	57.9	+03.7	3				04:04.8	+02.2	2
Streckenzeit		02:05.0	+10.4	9	02:39.4	+23.5	16	02:31.7	+14.7	9	02:37.4	+19.3	13	02:31.0	+09.2	11	12:24.7	+01:17.2	11
Strafzeit		00:45			00:30			00:30			00:30								
12	135	STEINER Leonie	2003 AUT - Wsv Schladming					2	0	2	1	5	19:04.0	13.83%					
Kumulierte Zeit		03:20.6	+24.5	15	07:06.6	+55.8	14	11:08.5	+01:34.9	14	15:09.6	+02:18.4	15	17:48.7	+02:35.6	15			
Rundenzeit		03:20.6	+24.5	15	03:46.0	+33.1	14	04:01.9	+39.1	14	04:01.1	+43.5	16	02:39.0	+17.1	14			
Schießstandzeit		01:11.5	+12.6	11	01:07.5	+10.6	7	01:21.2	+16.8	16	01:13.5	+19.4	15				04:53.8	+51.3	13
Streckenzeit		02:09.0	+14.5	13	02:38.4	+22.5	15	02:40.7	+23.7	14	02:47.5	+29.4	15	02:39.0	+17.1	14	12:54.8	+01:47.3	16
Strafzeit		00:30			00:30			00:30			00:15								
13	129	SCHWARZ Teresa	2003 AUT - Sc Leutasch					3	3	0	3	9	19:16.9	15.02%					
Kumulierte Zeit		03:20.1	+24.0	13	07:00.8	+50.0	13	10:49.0	+01:15.4	11	14:36.8	+01:45.6	12	17:01.9	+01:48.8	11			
Rundenzeit		03:20.1	+24.0	13	03:40.7	+27.8	11	03:48.1	+25.3	10	03:47.8	+30.2	12	02:25.0	+03.1	7			
Schießstandzeit		01:13.5	+14.7	14	01:16.1	+19.2	17	01:17.0	+12.6	11	01:12.0	+17.9	13				04:58.8	+56.3	14
Streckenzeit		02:06.5	+11.9	12	02:24.5	+08.5	6	02:31.1	+14.1	8	02:35.7	+17.6	10	02:25.0	+03.1	7	12:03.0	+55.5	7
Strafzeit		00:45			00:45			00:45			00:45								
14	117	HOLZNER Nina	2004 GER					0	2	1	1	4	19:19.5	15.32%					
Kumulierte Zeit		03:39.0	+43.0	18	07:33.8	+01:23.0	18	11:46.2	+02:12.6	18	15:39.1	+02:47.9	16	18:18.7	+03:05.6	16			
Rundenzeit		03:39.0	+43.0	18	03:54.7	+41.8	16	04:12.4	+49.6	18	03:52.9	+35.3	14	02:39.5	+17.7	15			
Schießstandzeit		01:23.3	+24.5	19	01:17.8	+20.8	19	01:29.7	+25.3	21	01:16.5	+22.3	20				05:27.4	+01:24.8	21
Streckenzeit		02:15.6	+21.1	17	02:36.9	+20.9	14	02:42.7	+25.7	16	02:36.4	+18.3	11	02:39.5	+17.7	15	12:51.3	+01:43.8	15
Strafzeit					00:30			00:15			00:15								
15	122	KERN Vanessa	2004 GER					2	0	1	1	4	19:26.7	16.02%					
Kumulierte Zeit		03:31.8	+35.8	17	07:30.9	+01:20.1	17	11:38.7	+02:05.1	17	15:42.7	+02:51.4	17	18:26.3	+03:13.2	17			
Rundenzeit		03:31.8	+35.8	17	03:59.0	+46.2	17	04:07.8	+44.9	15	04:04.0	+46.4	17	02:43.5	+21.7	16			
Schießstandzeit		01:14.9	+16.0	16	01:09.6	+12.7	9	01:19.0	+14.7	12	01:09.0	+14.9	10				04:52.7	+50.2	12
Streckenzeit		02:16.9	+22.3	18	02:49.3	+33.4	17	02:48.7	+31.7	17	02:54.9	+36.8	18	02:43.5	+21.7	16	13:33.5	+02:26.0	17
Strafzeit		00:30						00:15			00:15								
16	136	ANFANG Lilly	2004 GER					2	2	3	1	8	19:43.8	17.71%					
Kumulierte Zeit		03:27.8	+31.8	16	07:18.0	+01:07.2	15	11:15.6	+01:42.0	15	15:08.3	+02:17.1	14	17:42.9	+02:29.8	14			
Rundenzeit		03:27.8	+31.8	16	03:50.1	+37.2	15	03:57.5	+34.7	13	03:52.7	+35.1	13	02:34.6	+12.7	13			
Schießstandzeit		01:14.3	+15.5	15	01:14.3	+17.4	12	01:19.3	+14.9	13	01:12.2	+18.0	14				05:00.2	+57.7	15
Streckenzeit		02:13.5	+18.9	16	02:35.8	+19.8	13	02:38.2	+21.2	12	02:40.5	+22.4	14	02:34.6	+12.7	13	12:42.7	+01:35.2	13
Strafzeit		00:30			00:30			00:45			00:15								
17	133	WOLLBOLDT Jule	2004 GER					1	0	0	2	3	20:12.1	20.60%					
Kumulierte Zeit		03:56.4	+01:00.3	19	08:03.1	+01:52.3	19	12:17.7	+02:44.1	19	16:28.3	+03:37.0	19	19:26.9	+04:13.8	19			
Rundenzeit		03:56.4	+01:00.3	19	04:06.6	+53.8	19	04:14.6	+51.8	19	04:10.5	+52.9	18	02:58.6	+36.8	19			
Schießstandzeit		01:25.9	+27.0	21	01:15.5	+18.5	15	01:22.1	+17.8	17	01:18.2	+24.1	21				05:21.9	+01:19.3	19
Streckenzeit		02:30.5	+35.9	19	02:51.1	+35.2	19	02:52.4	+35.4	18	02:52.2	+34.1	17	02:58.6	+36.8	19	14:05.0	+02:57.5	19
Strafzeit		00:15						00:30			00:30								
18	134	GLASSER Nikola	2003 AUT - Wsv Sparkasse Bad Ischl					2	1	1	4	8	20:41.1	23.48%					
Kumulierte Zeit		03:14.7	+18.7	10	07:19.6	+01:08.8	16	11:30.7	+01:57.2	16	15:45.2	+02:54.0	18	18:40.9	+03:27.8	18			
Rundenzeit		03:14.7	+18.7	10	04:04.8	+51.9	18	04:11.1	+48.3	17	04:14.4	+56.8	19	02:55.7	+33.8	18			
Schießstandzeit		01:03.8	+04.9	3	01:15.1	+18.1	14	01:14.5	+10.2	8	01:14.3	+20.2	17				04:47.8	+45.3	8
Streckenzeit		02:10.9	+16.4	14	02:49.7	+33.7	18	02:56.5	+39.5	19	03:00.0	+41.9	19	02:55.7	+33.8	18	13:53.1	+02:45.6	18
Strafzeit		00:30			00:15			00:15			01:00								
19	128	GANDLER Lara	2003 AUT - Kitzbueheler Ski Club					1	3	5	4	13	20:51.4	24.48%					
Kumulierte Zeit		03:06.5	+10.5	3	06:47.9	+37.1	7	10:56.9	+01:23.4	13	14:52.5	+02:01.2	13	17:36.2	+02:23.1	13			
Rundenzeit		03:06.5	+10.5	3	03:41.3	+28.5	12	04:09.0	+46.2	16	03:55.5	+37.9	15	02:43.6	+21.8	17			
Schießstandzeit		01:08.5	+09.6	9	01:09.4	+12.5	8	01:26.3	+22.0	20	01:06.1	+12.0	5				04:50.4	+47.9	10
Streckenzeit		01:58.0	+03.4	4	02:31.9	+16.0	11	02:42.6	+25.6	15	02:49.3	+31.2	16	02:43.6	+21.8	17	12:45.7	+01:38.2	14
Strafzeit		00:15			00:45			01:15			01:00								
20	132	HERRMANN Lea	2003 GER					1	0	1	0	2	21:21.4	27.46%					
Kumulierte Zeit		04:12.2	+01:16.2	21	08:39.8	+02:29.1	20	13:14.3	+03:40.7	20	17:40.3	+04:49.1	20	20:50.4	+05:37.3	20			
Rundenzeit		04:12.2	+01:16.2	21	04:27.6	+01:14.7	20	04:34.4	+01:11.6	20	04:26.0	+01:08.4	20	03:10.0	+48.2	20			
Schießstandzeit		01:24.6	+25.7	20	01:20.1	+23.2	21	01:26.1	+21.7	19	01:14.5	+20.4	18				05:25.4	+01:22.9	20
Streckenzeit		02:47.6	+53.0	20	03:07.4	+51.4	20	03:08.3	+51.3	20	03:11.4	+53.3	20	03:10.0	+48.2	20	15:24.9	+04:17.4	20
Strafzeit		00:15						00:15											





SuperEinzel Gesamt - 04.01.2020

KK Hochfilzen (Austria Cup)

Hochfilzen, AUT




U17 weiblich

Analytisches Ergebnis

5km (5 x 1 km)

Pos	#	Name	Nat. - Club		L	S	L	S	T	Zeit	% Rückstand							
Bezeichnung	Runde 1		Runde 2		Runde 3		Runde 4		Runde 5		Gesamt							
21	120	WIMMER Christina	2004		GER		1	2	2	2	7	22:53.4	36.62%					
Kumulierte Zeit	04:09.1	+01:13.0	20	08:42.4	+02:31.7	21	13:26.1	+03:52.5	21	17:58.0	+05:06.8	21	21:08.4	+05:55.3	21			
Rundenzeit	04:09.1	+01:13.0	20	04:33.3	+01:20.4	21	04:43.6	+01:20.8	21	04:31.9	+01:14.3	21	03:10.3	+48.4	21			
Schießstandzeit	01:20.2	+21.3	18	01:16.9	+19.9	18	01:20.8	+16.5	15	01:09.4	+15.3	11				05:07.4	+01:04.9	18
Streckenzeit	02:48.8	+54.3	21	03:16.4	+01:00.5	22	03:22.8	+01:05.8	21	03:22.4	+01:04.3	21	03:10.3	+48.4	21	16:00.9	+04:53.4	21
Strafzeit	00:15			00:30			00:30			00:30								
22	119	HERMANN Katharina	2004		GER		0	2	1	4	7	26:42.5	59.40%					
Kumulierte Zeit	05:45.6	+02:49.6	22	11:26.6	+05:15.8	22	16:25.1	+06:51.5	22	21:21.7	+08:30.5	22	24:57.2	+09:44.1	22			
Rundenzeit	05:45.6	+02:49.6	22	05:40.9	+02:28.0	22	04:58.4	+01:35.6	22	04:56.6	+01:39.0	22	03:35.5	+01:13.6	22			
Schießstandzeit	02:25.8	+01:26.9	22	02:26.1	+01:29.2	22	01:31.5	+27.2	22	01:20.1	+26.0	22				07:43.7	+03:41.1	22
Streckenzeit	03:19.8	+01:25.2	22	03:14.7	+58.8	21	03:26.9	+01:09.9	22	03:36.5	+01:18.4	22	03:35.5	+01:13.6	22	17:13.5	+06:06.0	22
Strafzeit				00:30			00:15			01:00								





SuperEinzel Gesamt - 04.01.2020

KK Hochfilzen (Austria Cup)



Hochfilzen, AUT

U16 weiblich

Analytisches Ergebnis

5km (5 x 1 km)

Pos	#	Name	Nat. - Club		L	S	L	S	T	Zeit	% Rückstand								
Bezeichnung		Runde 1	Runde 2	Runde 3	Runde 4	Runde 5			Gesamt										
1	140	SUMANN Lea Marie	2004		AUT - Union Sv Frojach Katsch					18:49.3	0.00%								
Kumulierte Zeit		03:06.1	1	06:40.7	1	10:19.0	1	14:02.2	1	16:34.3									
Rundenzeit		03:06.1	1	03:34.6	1	03:38.3	1	03:43.2	1	02:32.0	1								
Schießstandzeit		01:04.7	1	01:09.0	1	01:09.9	1	01:13.5	1		04:37.3								
Streckenzeit		02:01.3	1	02:25.6	1	02:28.3	1	02:29.6	1	02:32.0	1								
Strafzeit		00:15		00:30		00:30		01:00			11:56.9								
2	143	PFALZ Julia	2004		AUT - WSV Ramsau am Dachstein					20:26.8	8.59%								
Kumulierte Zeit		03:37.3	+31.2	3	07:40.3	+59.6	2	11:42.7	+01:23.7	2	15:48.4	+01:46.1	2	18:41.5	+02:07.2	2			
Rundenzeit		03:37.3	+31.2	3	04:02.9	+28.3	2	04:02.4	+24.1	2	04:05.6	+22.4	2	02:53.1	+21.1	2			
Schießstandzeit		01:15.3	+10.6	3	01:12.8	+03.8	2	01:13.5	+03.5	2	01:14.5	+00.9	2				04:56.3	+19.0	
Streckenzeit		02:22.0	+20.6	3	02:50.1	+24.5	2	02:48.8	+20.5	2	02:51.0	+21.4	2	02:53.1	+21.1	2		13:45.2	+01:48.2
Strafzeit		00:15			00:30			00:15			00:45								
3	142	KLAUSHOFER Lena	2004		AUT - Usc Faistenau					22:06.7	17.45%								
Kumulierte Zeit		03:29.9	+23.8	2	07:42.2	+01:01.5	3	11:59.8	+01:40.7	3	16:21.0	+02:18.8	3	19:21.7	+02:47.4	3			
Rundenzeit		03:29.9	+23.8	2	04:12.3	+37.6	3	04:17.5	+39.2	3	04:21.2	+38.0	3	03:00.6	+28.6	3			
Schießstandzeit		01:09.8	+05.0	2	01:18.0	+09.0	3	01:22.4	+12.5	3	01:22.5	+08.9	4				05:12.9	+35.5	
Streckenzeit		02:20.1	+18.8	2	02:54.2	+28.6	3	02:55.0	+26.7	3	02:58.7	+29.0	3	03:00.6	+28.6	3		14:08.8	+02:11.8
Strafzeit					00:45			01:00			01:00								
4	139	MCCANN Ava	2005		AUS					24:46.1	31.62%								
Kumulierte Zeit		04:02.5	+56.4	4	08:44.4	+02:03.7	4	13:31.0	+03:11.9	4	18:13.2	+04:10.9	4	21:46.1	+05:11.8	4			
Rundenzeit		04:02.5	+56.4	4	04:41.9	+01:07.2	4	04:46.5	+01:08.2	4	04:42.2	+59.0	4	03:32.8	+01:00.8	4			
Schießstandzeit		01:26.9	+22.2	4	01:22.8	+13.7	4	01:25.4	+15.4	4	01:18.6	+05.0	3				05:33.8	+56.4	
Streckenzeit		02:35.5	+34.2	4	03:19.1	+53.5	4	03:21.1	+52.8	4	03:23.5	+53.9	4	03:32.8	+01:00.8	4		16:12.2	+04:15.3
Strafzeit		00:30			01:00			00:45			00:45								

