



Einzel - 12.09.2020



Österreichische Meisterschaft - Roller


Hochfilzen, AUT

Männer

Analytisches Ergebnis

20km (5 x 4 km)

Pos	#	Name	Nat. - Club		L	S	L	S	T	Zeit	% Rückstand			
Bezeichnung	Runde 1	Runde 2	Runde 3	Runde 4	Runde 5			Gesamt						
1	2	LEITNER Felix	1996		AUT - Nordic Team Absam			0	0	0	2	2	52:57.6	0.00%
Kumulierte Zeit	10:00.3	+01.8	3	20:20.6	+07.4	3	30:49.9	1	41:22.2	1	50:57.6	1		
Rundenzeit	10:00.3	+01.8	3	10:20.3	+05.6	2	10:29.3	1	10:32.3	1	09:35.4	+01.8	2	
Schießstandzeit	54.2	+05.8	3	56.0	+10.8	9	58.5	+04.0	5	51.6	+02.2	6	03:40.3	+16.9
Streckenzeit	09:06.1	+07.3	2	09:24.3		1	09:30.8		1	09:40.7		1	09:35.4	+01.8
Strafzeit										02:00				2
													47:17.3	1
2	12	EDER Simon	1983		AUT - Hsv Saalfelden			1	0	0	1	2	53:25.7	0.88%
Kumulierte Zeit	09:59.6	+01.1	2	20:20.2	+07.0	2	31:00.3	+10.4	3	41:52.0	+29.8	3	51:25.6	+28.0
Rundenzeit	09:59.6	+01.1	2	10:20.6	+05.9	3	10:40.1	+10.8	2	10:51.7	+19.4	3	09:33.6	
Schießstandzeit	48.4		1	45.2		1	54.5		1	55.3	+05.9	10		03:23.4
Streckenzeit	09:11.2	+12.4	3	09:35.4	+11.1	3	09:45.6	+14.8	3	09:56.4	+15.7	3	09:33.6	
Strafzeit	01:00									01:00				1
													48:02.2	+44.9
														3
3	6	KOMATZ David	1991		AUT - Allgem. Turnverein Irdning			2	0	0	0	2	55:18.2	4.44%
Kumulierte Zeit	10:37.4	+38.9	6	21:25.6	+01:12.4	5	32:32.0	+01:42.1	5	43:34.4	+02:12.2	5	53:18.2	+02:20.6
Rundenzeit	10:37.4	+38.9	6	10:48.2	+33.5	5	11:06.4	+37.1	4	11:02.4	+30.1	4	09:43.8	+10.2
Schießstandzeit	01:05.1	+16.7	11	50.5	+05.3	4	01:02.9	+08.4	8	50.2	+00.8	4		03:48.7
Streckenzeit	09:32.3	+33.5	5	09:57.7	+33.4	5	10:03.5	+32.7	5	10:12.2	+31.5	5	09:43.8	+10.2
Strafzeit	02:00													5
													49:29.5	+02:12.2
														8
4	7	LEMMERER Harald	1991		AUT - WSC Bad Mitterndorf			1	1	1	0	3	55:51.0	5.48%
Kumulierte Zeit	10:28.3	+29.8	5	20:57.7	+44.5	4	32:06.0	+01:16.1	4	43:08.4	+01:46.2	4	52:51.0	+01:53.4
Rundenzeit	10:28.3	+29.8	5	10:29.4	+14.7	4	11:08.3	+39.0	5	11:02.4	+30.1	5	09:42.6	+09.0
Schießstandzeit	01:04.4	+16.0	10	51.4	+06.2	5	01:14.3	+19.8	12	53.7	+04.3	7		04:03.8
Streckenzeit	09:23.9	+25.1	4	09:38.0	+13.7	4	09:54.0	+23.2	4	10:08.7	+28.0	4	09:42.6	+09.0
Strafzeit	01:00			01:00			01:00							3
													48:47.2	+01:29.9
														4
5	1	JAKOB Patrick	1996		AUT - Skiklub St Ulrich Am Pillersee			0	0	2	0	2	56:55.8	7.49%
Kumulierte Zeit	10:26.8	+28.3	4	21:30.7	+01:17.5	6	32:59.8	+02:09.9	6	44:38.2	+03:16.0	6	54:55.8	+03:58.2
Rundenzeit	10:26.8	+28.3	4	11:03.9	+49.2	8	11:29.1	+59.8	8	11:38.4	+01:06.1	7	10:17.6	+44.0
Schießstandzeit	53.0	+04.6	2	51.9	+06.7	6	57.5	+03.0	3	56.5	+07.1	11		03:38.9
Streckenzeit	09:33.8	+35.0	6	10:12.0	+47.7	10	10:31.6	+01:00.8	9	10:41.9	+01:01.2	7	10:17.6	+44.0
Strafzeit							02:00							6
													51:16.9	+03:59.6
														7
6	3	NUSS Alexander	1982		AUT - Heeressportverein Hochfilzen			1	0	1	0	2	59:19.2	12.02%
Kumulierte Zeit	10:56.0	+57.5	12	22:23.5	+02:10.3	12	34:16.8	+03:26.9	12	46:32.2	+05:10.0	12	57:19.2	+06:21.6
Rundenzeit	10:56.0	+57.5	12	11:27.5	+01:12.8	12	11:53.3	+01:24.0	12	12:15.4	+01:43.1	12	10:47.0	+01:13.4
Schießstandzeit	01:00.9	+12.5	9	59.9	+14.7	11	01:03.9	+09.4	9	58.4	+09.0	12		04:03.1
Streckenzeit	09:55.1	+56.3	12	10:27.6	+01:03.3	12	10:49.4	+01:18.6	12	11:17.0	+01:36.3	12	10:47.0	+01:13.4
Strafzeit	01:00						01:00							10
													53:16.1	+05:58.8
														12
7	9	PITZER Lucas	1998		AUT - WSV Ramsau/Dachstein			1	1	1	3	6	01:01:15.5	15.68%
Kumulierte Zeit	10:40.2	+41.7	8	21:40.8	+01:27.6	7	33:02.7	+02:12.8	7	44:41.1	+03:18.9	7	55:15.5	+04:17.9
Rundenzeit	10:40.2	+41.7	8	11:00.6	+45.9	6	11:21.9	+52.6	7	11:38.4	+01:06.1	8	10:34.4	+01:00.8
Schießstandzeit	57.0	+08.6	5	52.8	+07.6	7	56.1	+01.6	2	49.4		1		03:35.3
Streckenzeit	09:43.2	+44.4	8	10:07.8	+43.5	7	10:25.8	+55.0	8	10:49.0	+01:08.3	8	10:34.4	+01:00.8
Strafzeit	01:00			01:00			01:00			03:00				8
													51:40.2	+04:22.9
														8
8	5	GROSSEGER Sven	1987		AUT - Hsv Saalfelden			3	0	1	1	5	01:01:31.5	16.18%
Kumulierte Zeit	10:49.0	+50.5	9	21:53.8	+01:40.6	10	33:08.3	+02:18.4	8	45:02.3	+03:40.1	9	56:31.5	+05:33.9
Rundenzeit	10:49.0	+50.5	9	11:04.8	+50.1	9	11:14.5	+45.2	6	11:54.0	+01:21.7	11	11:29.2	+01:55.6
Schießstandzeit	54.5	+06.1	4	48.1	+02.9	2	57.9	+03.4	4	49.5	+00.1	2		03:30.0
Streckenzeit	09:54.5	+55.7	11	10:16.7	+52.4	11	10:16.6	+45.8	6	11:04.5	+01:23.8	11	11:29.2	+01:55.6
Strafzeit	03:00						01:00			01:00				11
													53:01.5	+05:44.2
														11
9	8	EBERHARD Tobias	1985		AUT - Hsv Saalfelden			4	1	4	2	11	01:02:11.3	17.44%
Kumulierte Zeit	09:58.5		1	20:13.2		1	30:53.8	+03.9	2	41:28.6	+06.4	2	51:11.3	+13.7
Rundenzeit	09:58.5		1	10:14.7		1	10:40.6	+11.3	3	10:34.8	+02.5	2	09:42.7	+09.1
Schießstandzeit	59.7	+11.3	7	48.4	+03.2	3	01:02.9	+08.4	7	51.2	+01.8	5		03:42.2
Streckenzeit	08:58.8		1	09:26.3	+02.0	2	09:37.7	+06.9	2	09:43.6	+02.9	2	09:42.7	+09.1
Strafzeit	04:00			01:00			04:00			02:00				4
													47:29.1	+11.8
														2
10	10	OBERHAUSER Magnus	1998		AUT - Askoe Villach			1	2	2	1	6	01:02:18.1	17.66%
Kumulierte Zeit	10:50.1	+51.6	10	21:53.6	+01:40.4	9	33:41.4	+02:51.5	11	45:32.7	+04:10.5	11	56:18.1	+05:20.5
Rundenzeit	10:50.1	+51.6	10	11:03.5	+48.8	7	11:47.8	+01:18.5	11	11:51.3	+01:19.0	10	10:45.4	+01:11.8
Schießstandzeit	01:00.7	+12.3	8	55.1	+09.9	8	01:00.9	+06.4	6	50.0	+00.6	3		03:46.7
Streckenzeit	09:49.4	+50.6	10	10:08.4	+44.1	8	10:46.9	+01:16.1	11	11:01.3	+01:20.6	10	10:45.4	+01:11.8
Strafzeit	01:00			02:00			02:00			01:00				9
													52:31.4	+05:14.1
														10





Einzel - 12.09.2020

Österreichische Meisterschaft - Roller




Hochfilzen, AUT

Männer

Analytisches Ergebnis

20km (5 x 4 km)

Pos	#	Name	Runde 1		Runde 2		Runde 3		Runde 4		Runde 5			Zeit	% Rückstand				
Bezeichnung											L	S	L	S	T				
11	4	LEITINGER Klaus	1993		AUT - SKIKLUB ST.MARTIN						1	2	3	1	7	01:03:08.3	19.23%		
Kumulierte Zeit		10:39.0	+40.5	7	21:47.9	+01:34.7	8	33:29.6	+02:39.7	9	45:18.9	+03:56.7	10	56:08.3	+05:10.7	9			
Rundenzeit		10:39.0	+40.5	7	11:08.9	+54.2	10	11:41.7	+01:12.4	10	11:49.3	+01:17.0	9	10:49.4	+01:15.8	11			
Schießstandzeit		57.6	+09.2	6	57.6	+12.4	10	01:06.1	+11.6	10	54.7	+05.3	8				03:56.0	+32.6	9
Streckenzeit		09:41.4	+42.6	7	10:11.3	+47.0	9	10:35.6	+01:04.8	10	10:54.6	+01:13.9	9	10:49.4	+01:15.8	11	52:12.3	+04:55.0	9
Strafzeit		01:00			02:00			03:00			01:00								
12	13	TRIXL Sebastian	1997		AUT - Heeressportverein Hochfilzen						2	3	3	1	9	01:04:18.8	21.44%		
Kumulierte Zeit		10:53.2	+54.7	11	22:02.2	+01:49.0	11	33:35.9	+02:46.0	10	44:59.0	+03:36.8	8	55:18.8	+04:21.2	8			
Rundenzeit		10:53.2	+54.7	11	11:09.0	+54.3	11	11:33.7	+01:04.4	9	11:23.1	+50.8	6	10:19.8	+46.2	7			
Schießstandzeit		01:07.8	+19.4	12	01:03.7	+18.5	12	01:10.2	+15.7	11	55.2	+05.8	9				04:16.9	+53.5	12
Streckenzeit		09:45.4	+46.6	9	10:05.3	+41.0	6	10:23.5	+52.7	7	10:27.9	+47.2	6	10:19.8	+46.2	7	51:01.9	+03:44.6	6
Strafzeit		02:00			03:00			03:00			01:00								





Einzel - 12.09.2020



Österreichische Meisterschaft - Roller


Hochfilzen, AUT

Junioren männlich

Analytisches Ergebnis

15km (5 x 3 km)

Pos	#	Name	Nat. - Club		L	S	L	S	T	Zeit	% Rückstand					
Bezeichnung		Runde 1	Runde 2	Runde 3	Runde 4	Runde 5			Gesamt							
1	14	POSTL Thomas	1999		AUT - Wsv Achenkirch			2	2	0	1	5	45:48.7	0.00%		
Kumulierte Zeit		08:01.0	+12.4	2	16:30.0	+08.2	2	24:53.0		1	33:30.8		1	40:48.7		
Rundenzeit		08:01.0	+12.4	2	08:29.0		1	08:23.0		1	08:37.8		1	07:17.9		
Schießstandzeit		01:00.1	+00.4	2	53.0	+02.3	3	57.0		1	58.0	+07.9	8	03:48.1	1	
Streckenzeit		07:00.9	+14.4	3	07:36.0	+03.2	2	07:26.0		1	07:39.8		1	07:17.9		
Strafzeit		02:00			02:00			01:00			01:00			37:00.6	1	
2	25	HUANG Jett	2001		AUT - Sv Bad Goisern Nts			0	0	2	1	3	48:54.2	6.77%		
Kumulierte Zeit		08:49.1	+01:00.5	11	18:14.6	+01:52.8	11	27:51.4	+02:58.4	10	37:27.8	+03:57.0	10	45:54.2	+05:05.5	10
Rundenzeit		08:49.1	+01:00.5	11	09:25.5	+56.5	10	09:36.8	+01:13.8	9	09:36.4	+58.6	8	08:26.4	+01:08.5	9
Schießstandzeit		01:08.8	+09.1	9	57.5	+06.8	4	01:08.6	+11.6	6	57.2	+07.1	7	04:12.1	+24.0	9
Streckenzeit		07:40.3	+53.8	11	08:28.0	+55.2	10	08:28.2	+01:02.2	8	08:39.2	+59.4	9	08:26.4	+01:08.5	9
Strafzeit					02:00			02:00			01:00			41:42.1	+04:41.5	10
3	19	UNTERWEGER Dominic	1999		AUT - LI-Club Region Angerberg			1	2	3	1	7	48:56.1	6.84%		
Kumulierte Zeit		07:48.6		1	16:21.8		1	25:25.7	+32.7	2	34:16.2	+45.4	2	41:56.1	+01:07.4	2
Rundenzeit		07:48.6		1	08:33.2	+04.2	2	09:03.9	+40.9	2	08:50.5	+12.7	2	07:39.9	+22.0	3
Schießstandzeit		01:02.1	+02.4	3	01:00.4	+09.7	8	01:15.7	+18.7	11	51.5	+01.4	2	04:09.7	+21.6	7
Streckenzeit		06:46.5		1	07:32.8		1	07:48.2	+22.2	2	07:59.0	+19.2	3	07:39.9	+22.0	3
Strafzeit		01:00			02:00			03:00			01:00			37:46.4	+45.8	2
4	20	HECHENBERGER Andreas	2000		AUT - Kitzbüheler Ski Club			0	3	3	0	6	49:03.1	7.10%		
Kumulierte Zeit		08:02.7	+14.1	3	16:50.5	+28.7	3	26:02.3	+01:09.3	3	35:09.5	+01:38.7	3	43:03.1	+02:14.4	3
Rundenzeit		08:02.7	+14.1	3	08:47.8	+18.8	3	09:11.8	+48.8	4	09:07.2	+29.4	3	07:53.6	+35.7	4
Schießstandzeit		01:03.6	+03.9	4	59.3	+08.6	7	01:10.4	+13.4	8	56.5	+06.4	6	04:09.8	+21.7	8
Streckenzeit		06:59.1	+12.6	2	07:48.5	+15.7	4	08:01.4	+35.4	4	08:10.7	+30.9	4	07:53.6	+35.7	4
Strafzeit					03:00			03:00						38:53.3	+01:52.7	4
5	21	ELLMAUER Felix	2000		AUT - Skiklub Bad Gastein			1	1	2	2	6	50:52.3	11.06%		
Kumulierte Zeit		08:43.2	+54.6	10	18:00.3	+01:38.5	9	27:33.0	+02:40.0	9	36:54.1	+03:23.3	9	44:52.3	+04:03.6	7
Rundenzeit		08:43.2	+54.6	10	09:17.1	+48.1	9	09:32.7	+01:09.7	6	09:21.1	+43.3	5	07:58.2	+40.3	5
Schießstandzeit		01:06.1	+06.4	7	01:03.8	+13.1	10	01:09.6	+12.6	7	59.0	+08.9	10	04:18.5	+30.4	10
Streckenzeit		07:37.1	+50.6	10	08:13.3	+40.5	9	08:23.1	+57.1	7	08:22.1	+42.3	5	07:58.2	+40.3	5
Strafzeit		01:00			01:00			02:00			02:00			40:33.8	+03:33.2	6
6	23	WEINGARTNER Jakob	1999		AUT - Union Sportklub Raika Filzmoos			0	2	2	2	6	50:53.4	11.10%		
Kumulierte Zeit		08:24.4	+35.8	7	17:34.4	+01:12.6	7	27:10.6	+02:17.6	8	36:47.5	+03:16.7	8	44:53.4	+04:04.7	8
Rundenzeit		08:24.4	+35.8	7	09:10.0	+41.0	8	09:36.2	+01:13.2	8	09:36.9	+59.1	9	08:05.9	+48.0	6
Schießstandzeit		59.7		1	58.2	+07.5	5	01:04.9	+07.9	3	58.9	+08.8	9	04:01.7	+13.6	3
Streckenzeit		07:24.7	+38.2	9	08:11.8	+39.0	7	08:31.3	+01:05.3	9	08:38.0	+58.2	8	08:05.9	+48.0	6
Strafzeit					02:00			02:00			02:00			40:51.7	+03:51.1	8
7	22	SITTER Leon	2001		AUT - Sportunion Rosenbach			1	1	1	3	6	50:58.5	11.28%		
Kumulierte Zeit		08:31.0	+42.4	9	17:35.0	+01:13.2	8	27:06.1	+02:13.1	7	36:27.6	+02:56.8	6	44:58.5	+04:09.8	9
Rundenzeit		08:31.0	+42.4	9	09:04.0	+35.0	7	09:31.1	+01:08.1	5	09:21.5	+43.7	6	08:30.9	+01:13.0	10
Schießstandzeit		01:08.4	+08.7	8	51.0	+00.3	2	01:08.2	+11.2	5	50.1		1	03:57.7	+09.6	2
Streckenzeit		07:22.6	+36.1	8	08:13.0	+40.2	8	08:22.9	+56.9	6	08:31.4	+51.6	7	08:30.9	+01:13.0	10
Strafzeit		01:00			01:00			01:00			03:00			41:00.8	+04:00.2	9
8	18	BACHER Jonas	2001		AUT - Sc Leogang			3	0	3	1	7	51:42.0	12.88%		
Kumulierte Zeit		08:14.8	+26.2	4	17:04.9	+43.1	4	26:44.7	+01:51.7	5	36:29.5	+02:58.7	7	44:41.8	+03:53.1	6
Rundenzeit		08:14.8	+26.2	4	08:50.1	+21.1	4	09:39.8	+01:16.8	10	09:44.8	+01:07.0	10	08:12.3	+54.4	8
Schießstandzeit		01:05.7	+06.0	6	58.6	+07.9	6	01:06.1	+09.1	4	55.3	+05.2	4	04:05.7	+17.6	4
Streckenzeit		07:09.1	+22.6	4	07:51.5	+18.7	5	08:33.7	+01:07.7	10	08:49.5	+01:09.7	10	08:12.3	+54.4	8
Strafzeit		03:00			03:00			03:00			01:00			40:36.1	+03:35.5	7
9	16	PROSSER Maximilian	2001		AUT - Kitzbüheler Ski Club			3	2	1	5	11	54:08.7	18.20%		
Kumulierte Zeit		08:25.9	+37.3	8	17:17.0	+55.2	5	26:22.8	+01:29.8	4	35:31.7	+02:00.9	4	43:08.3	+02:19.6	4
Rundenzeit		08:25.9	+37.3	8	08:51.1	+22.1	5	09:05.8	+42.8	3	09:08.9	+31.1	4	07:36.6	+18.7	2
Schießstandzeit		01:16.6	+16.9	11	01:06.8	+16.1	11	01:14.3	+17.3	10	01:12.1	+22.0	11	04:49.8	+01:01.7	11
Streckenzeit		07:09.3	+22.8	5	07:44.3	+11.5	3	07:51.5	+25.5	3	07:56.8	+17.0	2	07:36.6	+18.7	2
Strafzeit		03:00			02:00			01:00			05:00			38:18.5	+01:17.9	3
10	24	FOIDL Benedikt	2000		AUT - Heeressportverein Hochfilzen			2	1	4	3	10	54:22.1	18.70%		
Kumulierte Zeit		08:24.1	+35.5	6	17:18.9	+57.1	6	26:52.6	+01:59.6	6	36:15.3	+02:44.5	5	44:22.0	+03:33.3	5
Rundenzeit		08:24.1	+35.5	6	08:54.8	+25.8	6	09:33.7	+01:10.7	7	09:22.7	+44.9	7	08:06.7	+48.8	7
Schießstandzeit		01:12.8	+13.1	10	50.7		1	01:11.2	+14.2	9	54.6	+04.5	3	04:09.3	+21.2	6
Streckenzeit		07:11.3	+24.8	6	08:04.1	+31.3	6	08:22.5	+56.5	5	08:28.1	+48.3	6	08:06.7	+48.8	7
Strafzeit		02:00			01:00			04:00			03:00			40:12.7	+03:12.1	5





Einzel - 12.09.2020

Österreichische Meisterschaft - Roller




Hochfilzen, AUT

Junioren männlich

Analytisches Ergebnis

15km (5 x 3 km)

Pos	#	Name	Nat. - Club										Zeit					% Rückstand		
Bezeichnung		Runde 1			Runde 2			Runde 3			Runde 4				Runde 5			Gesamt		
11	17	REICH Fabian			2000			AUT - WSV Ramsau/Dachstein										55:38.1		21.47%
Kumulierte Zeit		08:23.8	+35.2	5	18:12.9	+01:51.1	10	28:33.1	+03:40.1	11	38:47.0	+05:16.2	11	47:37.8	+06:49.1	11				
Rundenzeit		08:23.8	+35.2	5	09:49.1	+01:20.1	11	10:20.2	+01:57.2	11	10:13.9	+01:36.1	11	08:50.8	+01:32.9	11				
Schießstandzeit		01:03.8	+04.1	5	01:02.1	+11.4	9	01:04.4	+07.4	2	56.2	+06.1	5				04:06.5	+18.4	5	
Streckenzeit		07:20.0	+33.5	7	08:47.0	+01:14.2	11	09:15.8	+01:49.8	11	09:17.7	+01:37.9	11	08:50.8	+01:32.9	11	43:31.3	+06:30.7	11	
Strafzeit		01:00			02:00			03:00			02:00									





Einzel - 12.09.2020




Österreichische Meisterschaft - Roller

Hochfilzen, AUT

Frauen Analytisches Ergebnis 15km (5 x 3 km)

Pos	#	Name	Runde 1		Runde 2		Runde 3		Runde 4		Runde 5		Zeit	% Rückstand		
Bezeichnung																
1	31	SCHWAIGER Julia	1996		AUT - Hsv Saalfelden								45:05.2	0.00%		
Kumulierte Zeit		08:26.3	+15.6	2	17:24.6	+11.6	2	26:32.5	+12.6	2	35:45.1	+10.0	2	44:05.0	+25.5	2
Rundenzeit		08:26.3	+15.6	2	08:58.3		1	09:07.9	+01.0	2	09:12.6		1	08:19.9	+15.5	2
Schießstandzeit		55.2	+02.7	2	52.3		1	54.2		1	52.7		1			
Streckenzeit		07:31.1	+12.9	3	08:06.0	+03.3	2	08:13.7	+02.3	2	08:19.9		1	08:19.9	+15.5	2
Strafzeit					01:00									03:34.4		1
														40:30.6	+33.2	2
2	29	ZDOUC Dunja	1994		AUT - Dsg Sele Zell Skisektion								48:30.5	7.58%		
Kumulierte Zeit		08:31.3	+20.6	3	17:42.7	+29.7	3	27:15.8	+55.9	3	36:47.3	+01:12.2	3	45:30.5	+01:51.0	3
Rundenzeit		08:31.3	+20.6	3	09:11.4	+13.1	3	09:33.1	+26.2	3	09:31.5	+18.9	3	08:43.2	+38.8	3
Schießstandzeit		01:00.2	+07.7	3	54.9	+02.6	2	58.7	+04.5	3	54.2	+01.5	2			
Streckenzeit		07:31.1	+12.9	2	08:16.5	+13.8	3	08:34.4	+23.0	3	08:37.3	+17.4	3	08:43.2	+38.8	3
Strafzeit		01:00			01:00			01:00						03:48.0	+13.6	3
														41:42.5	+01:45.1	3
3	27	STEINER Tamara	1997		AUT - WSV Ramsau/Dachstein								48:49.9	8.28%		
Kumulierte Zeit		09:04.9	+54.2	4	18:50.4	+01:37.4	4	28:55.4	+02:35.5	4	38:58.3	+03:23.2	4	47:49.9	+04:10.4	4
Rundenzeit		09:04.9	+54.2	4	09:45.5	+47.2	4	10:05.0	+58.1	4	10:02.9	+50.3	4	08:51.6	+47.2	4
Schießstandzeit		01:03.0	+10.5	5	01:00.6	+08.3	5	01:04.2	+10.0	5	59.6	+06.9	5			
Streckenzeit		08:01.9	+43.7	4	08:44.9	+42.2	4	09:00.8	+49.4	4	09:03.3	+43.4	4	08:51.6	+47.2	4
Strafzeit					01:00									04:07.4	+33.0	5
														43:42.5	+03:45.1	4
4	26	INNERHOFER Katharina	1991		AUT - Schiklub Maria Alm								51:39.5	14.57%		
Kumulierte Zeit		08:10.7		1	17:13.0		1	26:19.9		1	35:35.1		1	43:39.5		1
Rundenzeit		08:10.7		1	09:02.3	+04.0	2	09:06.9		1	09:15.2	+02.6	2	08:04.4		1
Schießstandzeit		52.5		1	59.6	+07.3	4	55.5	+01.3	2	54.5	+01.8	3			
Streckenzeit		07:18.2		1	08:02.7		1	08:11.4		1	08:20.7	+00.8	2	08:04.4		1
Strafzeit		01:00			04:00						03:00			03:42.1	+07.7	2
														39:57.4		1
5	30	OBERTHALER Kristina	1998		AUT - Usc Altenmarkt/Zauchensee								52:39.6	16.78%		
Kumulierte Zeit		09:12.7	+01:02.0	5	19:20.0	+02:07.0	5	29:44.5	+03:24.6	5	40:14.7	+04:39.6	5	49:39.6	+06:00.1	5
Rundenzeit		09:12.7	+01:02.0	5	10:07.3	+01:09.0	5	10:24.5	+01:17.6	5	10:30.2	+01:17.6	5	09:24.9	+01:20.5	5
Schießstandzeit		01:01.3	+08.8	4	57.0	+04.7	3	01:00.2	+06.0	4	56.5	+03.8	4			
Streckenzeit		08:11.4	+53.2	5	09:10.3	+01:07.6	5	09:24.3	+01:12.9	5	09:33.7	+01:13.8	5	09:24.9	+01:20.5	5
Strafzeit					01:00			01:00			01:00			03:55.0	+20.6	4
														45:44.6	+05:47.2	5





Einzel - 12.09.2020

Österreichische Meisterschaft - Roller




Hochfilzen, AUT

Jugend 19 männlich

Analytisches Ergebnis

12,5km (5 x 2,5 km)

Pos	#	Name	Nat. - Club		L	S	L	S	T	Zeit	% Rückstand
Bezeichnung		Runde 1	Runde 2	Runde 3	Runde 4	Runde 5			Gesamt		
1	36	HASLINGER Lukas	2003 AUT - Hsv Saalfelden		0	0	1	1	2	37:38.6	0.00%
Kumulierte Zeit		07:06.1 +03.7 2	14:30.6 +09.2 2	22:08.7 +22.2 2	29:47.6 +37.6 3	36:08.5 +45.9 3					
Rundenzeit		07:06.1 +03.7 2	07:24.5 +05.5 2	07:38.1 +13.0 3	07:38.9 +15.4 3	06:20.9 +08.3 3					
Schießstandzeit		01:08.7 +11.7 10	01:03.7 +09.5 10	01:08.8 +07.2 6	01:02.9 +09.9 11				04:24.1 +29.4 10		
Streckenzeit		05:57.4 +05.6 2	06:20.8 +06.0 2	06:29.3 +13.2 4	06:36.0 +11.6 3	06:20.9 +08.3 3			31:44.4 +44.7 3		
Strafzeit				00:45	00:45						
2	40	FEUERSINGER Jakob	2002 AUT - SKIKLUB BRUCK		0	0	0	0	0	38:55.2	3.41%
Kumulierte Zeit		07:29.9 +27.5 11	15:18.9 +57.5 10	23:24.5 +01:38.0 9	31:46.8 +02:36.8 10	38:55.2 +03:32.6 11					
Rundenzeit		07:29.9 +27.5 11	07:49.0 +30.0 10	08:05.6 +40.5 9	08:22.3 +58.8 14	07:08.4 +55.8 13					
Schießstandzeit		59.4 +02.4 2	54.6 +00.4 3	01:01.6 1	01:01.2 +08.2 9				03:56.8 +02.1 2		
Streckenzeit		06:30.5 +38.7 13	06:54.4 +39.6 11	07:04.0 +47.9 11	07:21.1 +56.7 13	07:08.4 +55.8 13			34:58.4 +03:58.7 13		
Strafzeit											
3	35	KIENESBERGER Leon	2002 AUT - Sv Unterach		2	1	1	0	4	40:25.8	7.40%
Kumulierte Zeit		07:39.5 +37.1 12	15:20.4 +59.0 12	23:09.4 +01:22.9 7	30:55.4 +01:45.4 6	37:25.8 +02:03.2 5					
Rundenzeit		07:39.5 +37.1 12	07:40.9 +21.9 6	07:49.0 +23.9 5	07:46.0 +22.5 5	06:30.4 +17.8 4					
Schießstandzeit		01:12.9 +15.9 13	58.7 +04.5 5	01:08.0 +06.4 3	59.6 +06.6 6				04:19.2 +24.5 7		
Streckenzeit		06:26.6 +34.8 12	06:42.2 +27.4 7	06:41.0 +24.9 6	06:46.4 +22.0 5	06:30.4 +17.8 4			33:06.6 +02:06.9 6		
Strafzeit		01:30	00:45	00:45							
4	42	STEINER Raphael	2002 AUT - Ski-Club Seefeld		2	3	1	0	6	40:31.3	7.66%
Kumulierte Zeit		07:15.5 +13.1 4	14:40.2 +18.8 3	22:16.2 +29.7 3	29:47.0 +37.0 2	36:01.2 +38.6 2					
Rundenzeit		07:15.5 +13.1 4	07:24.7 +05.7 3	07:36.0 +10.9 2	07:30.8 +07.3 2	06:14.2 +01.6 2					
Schießstandzeit		01:08.1 +11.1 8	01:03.6 +09.4 9	01:10.4 +08.8 8	56.2 +03.2 3				04:18.3 +23.6 6		
Streckenzeit		06:07.4 +15.6 3	06:21.1 +06.3 3	06:25.6 +09.5 2	06:34.6 +10.2 2	06:14.2 +01.6 2			31:42.9 +43.2 2		
Strafzeit		01:30	02:15	00:45							
5	38	MÜLLAUER Fabian	2003 AUT - Hsv Saalfelden		1	2	2	3	8	41:22.6	9.92%
Kumulierte Zeit		07:02.4 1	14:21.4 1	21:46.5 1	29:10.0 1	35:22.6 1					
Rundenzeit		07:02.4 1	07:19.0 1	07:25.1 1	07:23.5 1	06:12.6 1					
Schießstandzeit		01:10.6 +13.6 11	01:04.2 +10.0 11	01:09.0 +07.4 7	59.1 +06.1 5				04:22.9 +28.2 8		
Streckenzeit		05:51.8 1	06:14.8 1	06:16.1 1	06:24.4 1	06:12.6 1			30:59.7 1		
Strafzeit		00:45	01:30	01:30	02:15						
6	44	LIENBACHER Oliver	2002 AUT - Hsv Saalfelden		0	1	3	0	4	41:57.9	11.47%
Kumulierte Zeit		07:15.4 +13.0 3	15:05.1 +43.7 7	23:30.7 +01:44.2 10	31:50.7 +02:40.7 12	38:57.9 +03:35.3 12					
Rundenzeit		07:15.4 +13.0 3	07:49.7 +30.7 11	08:25.6 +01:00.5 12	08:20.0 +56.5 13	07:07.2 +54.6 11					
Schießstandzeit		57.0 1	54.2 2	01:10.5 +08.9 9	53.0 1				03:54.7 1		
Streckenzeit		06:18.4 +26.6 7	06:55.5 +40.7 12	07:15.1 +59.0 14	07:27.0 +01:02.6 14	07:07.2 +54.6 11			35:03.2 +04:03.5 14		
Strafzeit			00:45	02:15							
7	34	GÖSWEINER Hannes	2002 AUT - Su Windischgarsten - Biathlon		2	2	1	0	5	42:55.8	14.04%
Kumulierte Zeit		07:42.5 +40.1 14	15:43.9 +01:22.5 13	23:50.8 +02:04.3 13	32:08.8 +02:58.8 13	39:10.8 +03:48.2 13					
Rundenzeit		07:42.5 +40.1 14	08:01.4 +42.4 13	08:06.9 +41.8 10	08:18.0 +54.5 12	07:02.0 +49.4 10					
Schießstandzeit		01:11.6 +14.6 12	01:02.9 +08.7 8	01:05.9 +04.3 2	01:03.2 +10.2 12				04:23.6 +28.9 9		
Streckenzeit		06:30.9 +39.1 14	06:58.5 +43.7 14	07:01.0 +44.9 10	07:14.8 +50.4 12	07:02.0 +49.4 10			34:47.2 +03:47.5 11		
Strafzeit		01:30	01:30	00:45							
8	41	SALZMANN Jan	2002 AUT - Skiklub Bad Gastein		0	2	4	1	7	42:56.4	14.08%
Kumulierte Zeit		07:17.9 +15.5 7	15:00.9 +39.5 6	22:55.8 +01:09.3 6	30:57.8 +01:47.8 7	37:41.4 +02:18.8 7					
Rundenzeit		07:17.9 +15.5 7	07:43.0 +24.0 7	07:54.9 +29.8 7	08:02.0 +38.5 7	06:43.6 +31.0 7					
Schießstandzeit		01:01.5 +04.5 3	01:09.4 +15.2 13	01:16.3 +14.7 11	01:08.1 +15.1 14				04:35.3 +40.6 13		
Streckenzeit		06:16.4 +24.6 6	06:33.6 +18.8 5	06:38.6 +22.5 5	06:53.9 +29.5 6	06:43.6 +31.0 7			33:06.1 +02:06.4 5		
Strafzeit			01:30	03:00	00:45						
9	45	STANGL Marcus	2003 AUT - Asov Sc Raiffeisen Admont-Hal		3	2	3	0	8	43:26.2	15.41%
Kumulierte Zeit		07:17.6 +15.2 6	14:54.6 +33.2 5	22:46.0 +59.5 5	30:45.1 +01:35.1 5	37:26.2 +02:03.6 6					
Rundenzeit		07:17.6 +15.2 6	07:37.0 +18.0 5	07:51.4 +26.3 6	07:59.1 +35.6 6	06:41.1 +28.5 6					
Schießstandzeit		01:03.4 +06.4 4	58.1 +03.9 4	01:08.1 +06.5 5	01:00.1 +07.1 7				04:09.7 +15.0 3		
Streckenzeit		06:14.2 +22.4 5	06:38.9 +24.1 6	06:43.3 +27.2 7	06:59.0 +34.6 7	06:41.1 +28.5 6			33:16.5 +02:16.8 7		
Strafzeit		02:15	01:30	02:15							
10	43	DANKL Stefan	2003 AUT - Skiklub Maishofen		1	3	2	2	8	44:20.3	17.80%
Kumulierte Zeit		07:26.3 +23.9 8	15:14.0 +52.6 9	23:18.5 +01:32.0 8	31:26.7 +02:16.7 8	38:20.3 +02:57.7 8					
Rundenzeit		07:26.3 +23.9 8	07:47.7 +28.7 9	08:04.5 +39.4 8	08:08.2 +44.7 9	06:53.6 +41.0 9					
Schießstandzeit		01:04.0 +07.0 5	01:02.9 +08.7 7	01:08.1 +06.5 4	01:01.0 +08.0 8				04:16.0 +21.3 5		
Streckenzeit		06:22.3 +30.5 9	06:44.8 +30.0 8	06:56.4 +40.3 8	07:07.2 +42.8 8	06:53.6 +41.0 9			34:04.3 +03:04.6 8		
Strafzeit		00:45	02:15	01:30	01:30						





Einzel - 12.09.2020



Österreichische Meisterschaft - Roller


Hochfilzen, AUT

Jugend 19 männlich

Analytisches Ergebnis

12,5km (5 x 2,5 km)

Pos	#	Name	Nat. - Club					L	S	L	S	T	Zeit	% Rückstand						
Bezeichnung		Runde 1	Runde 2		Runde 3		Runde 4		Runde 5			Gesamt								
11	32	MORITZ Michael	2003					AUT - Sportunion Rosenbach					3	1	3	1	8	44:35.3	18.47%	
Kumulierte Zeit		07:27.9	+25.5	9	15:19.4	+58.0	11	23:33.9	+01:47.4	11	31:48.1	+02:38.1	11	38:35.1	+03:12.5	9				
Rundenzeit		07:27.9	+25.5	9	07:51.5	+32.5	12	08:14.5	+49.4	11	08:14.2	+50.7	11	06:47.0	+34.4	8				
Schießstandzeit		01:06.6	+09.6	7	01:04.5	+10.3	12	01:17.6	+16.0	13	01:01.7	+08.7	10				04:30.4	+35.7	12	
Streckenzeit		06:21.3	+29.5	8	06:47.0	+32.2	9	06:56.9	+40.8	9	07:12.5	+48.1	11	06:47.0	+34.4	8	34:04.7	+03:05.0	9	
Strafzeit		02:15			00:45			02:15			00:45									
12	33	DOMES Andreas	2003					AUT - Wsv Schladming					2	1	3	2	8	44:50.7	19.13%	
Kumulierte Zeit		07:28.2	+25.8	10	15:12.9	+51.5	8	23:39.5	+01:53.0	12	31:43.1	+02:33.1	9	38:50.7	+03:28.1	10				
Rundenzeit		07:28.2	+25.8	10	07:44.7	+25.7	8	08:26.6	+01:01.5	14	08:03.6	+40.1	8	07:07.6	+55.0	12				
Schießstandzeit		01:05.1	+08.1	6	54.2		1	01:16.6	+15.0	12	54.8	+01.8	2				04:10.7	+16.0	4	
Streckenzeit		06:23.1	+31.3	10	06:50.5	+35.7	10	07:10.0	+53.9	13	07:08.8	+44.4	9	07:07.6	+55.0	12	34:40.0	+03:40.3	10	
Strafzeit		01:30			00:45			02:15			01:30									
13	39	LANGEGGER David	2003					AUT - Schiklub Maria Alm					2	4	0	1	7	44:59.9	19.53%	
Kumulierte Zeit		07:42.2	+39.8	13	15:54.2	+01:32.8	14	24:19.9	+02:33.4	14	32:28.7	+03:18.7	14	39:44.9	+04:22.3	14				
Rundenzeit		07:42.2	+39.8	13	08:12.0	+53.0	14	08:25.7	+01:00.6	13	08:08.8	+45.3	10	07:16.2	+01:03.6	14				
Schießstandzeit		01:17.7	+20.7	14	01:13.6	+19.4	15	01:19.2	+17.6	14	58.2	+05.2	4				04:48.7	+54.0	14	
Streckenzeit		06:24.5	+32.7	11	06:58.4	+43.6	13	07:06.5	+50.4	12	07:10.6	+46.2	10	07:16.2	+01:03.6	14	34:56.2	+03:56.5	12	
Strafzeit		01:30			03:00						00:45									
14	37	NEUMAYR David	2002					AUT - Hsv Saalfelden					2	3	3	3	11	45:00.3	19.57%	
Kumulierte Zeit		07:16.9	+14.5	5	14:50.7	+29.3	4	22:32.0	+45.5	4	30:14.5	+01:04.5	4	36:45.3	+01:22.7	4				
Rundenzeit		07:16.9	+14.5	5	07:33.8	+14.8	4	07:41.3	+16.2	4	07:42.5	+19.0	4	06:30.8	+18.2	5				
Schießstandzeit		01:08.4	+11.4	9	01:01.5	+07.3	6	01:15.2	+13.6	10	01:03.6	+10.6	13				04:28.7	+34.0	11	
Streckenzeit		06:08.5	+16.7	4	06:32.3	+17.5	4	06:26.1	+10.0	3	06:38.9	+14.5	4	06:30.8	+18.2	5	32:16.6	+01:16.9	4	
Strafzeit		01:30			02:15			02:15			02:15									
15	46	TIEFLING Marvin	2003					AUT - Sportunion Rosenbach					2	2	1	4	9	49:54.7	32.60%	
Kumulierte Zeit		08:07.5	+01:05.1	15	16:49.8	+02:28.4	15	25:57.6	+04:11.1	15	35:07.5	+05:57.5	15	43:09.7	+07:47.1	15				
Rundenzeit		08:07.5	+01:05.1	15	08:42.3	+01:23.3	15	09:07.8	+01:42.7	15	09:09.9	+01:46.4	15	08:02.2	+01:49.6	15				
Schießstandzeit		01:26.4	+29.4	15	01:12.3	+18.1	14	01:23.8	+22.2	15	01:21.3	+28.3	15				05:23.8	+01:29.1	15	
Streckenzeit		06:41.1	+49.3	15	07:30.0	+01:15.2	15	07:44.0	+01:27.9	15	07:48.6	+01:24.2	15	08:02.2	+01:49.6	15	37:45.9	+06:46.2	15	
Strafzeit		01:30			01:30			00:45			03:00									





Einzel - 12.09.2020



Österreichische Meisterschaft - Roller


Hochfilzen, AUT

Junioren weiblich

Analytisches Ergebnis

12,5km (5 x 2,5 km)

Pos	#	Name	Runde 1		Runde 2		Runde 3		Runde 4		Runde 5			Zeit	% Rückstand				
Bezeichnung											L	S	L	S	T				
1	51	GANDLER Anna	2001		AUT - Kitzbüheler Ski Club						0	1	0	2	3	43:12.0	0.00%		
Kumulierte Zeit		07:51.4	1	16:05.2	+11.7	3	24:25.6	+09.8	3	33:01.8	+30.8	3	40:11.8	+57.8	3				
Rundenzeit		07:51.4	1	08:13.8	+19.4	3	08:20.4	+00.6	2	08:36.2	+27.8	5	07:10.0	+29.0	4				
Schießstandzeit		01:06.9	1	01:08.8	+11.9	5	01:08.6	+06.4	2	01:11.8	+10.4	4				04:36.1	+27.2	2	
Streckenzeit		06:44.5	+12.1	3	07:05.0	+13.0	3	07:11.8	+17.1	3	07:24.4	+23.9	3	07:10.0	+29.0	4	35:35.7	+01:31.3	3
Strafzeit					01:00					02:00									
2	48	OSL Lisa	2000		AUT - LI-Club Region Angerberg						3	0	1	1	5	45:44.1	5.86%		
Kumulierte Zeit		08:04.0	+12.6	4	16:25.1	+31.6	5	24:51.1	+35.3	4	33:23.2	+52.2	4	40:44.1	+01:30.1	5			
Rundenzeit		08:04.0	+12.6	4	08:21.1	+26.7	5	08:26.0	+06.2	4	08:32.1	+23.7	3	07:20.9	+39.9	5			
Schießstandzeit		01:08.4	+01.5	3	56.9		1	01:02.2		1	01:01.4		1				04:08.9		1
Streckenzeit		06:55.6	+23.2	5	07:24.2	+32.2	5	07:23.8	+29.1	5	07:30.7	+30.2	5	07:20.9	+39.9	5	36:35.2	+02:30.8	5
Strafzeit		03:00						01:00		01:00									
3	50	JUPPE Anna	1999		AUT - Askoe Villach						2	2	3	2	9	48:14.0	11.65%		
Kumulierte Zeit		08:05.5	+14.1	5	16:04.8	+11.3	2	24:24.6	+08.8	2	32:33.0	+02.0	2	39:14.0		1			
Rundenzeit		08:05.5	+14.1	5	07:59.3	+04.9	2	08:19.8		1	08:08.4		1	06:41.0		1			
Schießstandzeit		01:33.1	+26.2	5	01:07.0	+10.1	3	01:25.1	+22.9	4	01:04.4	+03.0	2				05:09.6	+01:00.7	5
Streckenzeit		06:32.4		1	06:52.3	+00.3	2	06:54.7		1	07:04.0	+03.5	2	06:41.0		1	34:04.4		1
Strafzeit		02:00			02:00			03:00		02:00									
4	47	ROTHSCHOPF Lea	2001		AUT - Skiklub Kuchl						2	2	4	2	10	49:23.0	14.31%		
Kumulierte Zeit		07:59.1	+07.7	3	15:53.5		1	24:15.8		1	32:31.0		1	39:23.0	+09.0	2			
Rundenzeit		07:59.1	+07.7	3	07:54.4		1	08:22.3	+02.5	3	08:15.2	+06.8	2	06:52.0	+11.0	2			
Schießstandzeit		01:19.6	+12.7	4	01:02.4	+05.5	2	01:20.1	+17.9	3	01:14.7	+13.3	5				04:56.8	+47.9	4
Streckenzeit		06:39.5	+07.1	2	06:52.0		1	07:02.2	+07.5	2	07:00.5		1	06:52.0	+11.0	2	34:26.2	+21.8	2
Strafzeit		02:00			02:00			04:00		02:00									
5	49	MESOTITSCH Soli	2001		AUT - Sportunion Rosenbach						3	1	5	3	12	52:34.0	21.68%		
Kumulierte Zeit		07:58.2	+06.8	2	16:16.8	+23.3	4	25:01.0	+45.2	5	33:33.9	+01:02.9	5	40:34.0	+01:20.0	4			
Rundenzeit		07:58.2	+06.8	2	08:18.6	+24.2	4	08:44.2	+24.4	5	08:32.9	+24.5	4	07:00.1	+19.1	3			
Schießstandzeit		01:06.9		2	01:07.8	+10.9	4	01:28.6	+26.4	5	01:06.9	+05.5	3				04:50.2	+41.3	3
Streckenzeit		06:51.3	+18.9	4	07:10.8	+18.8	4	07:15.6	+20.9	4	07:26.0	+25.5	4	07:00.1	+19.1	3	35:43.8	+01:39.4	4
Strafzeit		03:00			01:00			05:00		03:00									





Einzel - 12.09.2020



Österreichische Meisterschaft - Roller


Hochfilzen, AUT

Jugend 19 weiblich

Analytisches Ergebnis

10km (5 x 2 km)

Pos	#	Name	Nat. - Club		L	S	L	S	T	Zeit	% Rückstand								
Bezeichnung		Runde 1	Runde 2	Runde 3	Runde 4	Runde 5			Gesamt										
1	52	EMPL Marlies	2003 AUT - Hsv Saalfelden		1	1	2	0	4	38:26.9	0.00%								
Kumulierte Zeit		07:07.1	+45.2	9	14:18.0	+01:15.2	8	21:47.9	+01:43.3	8	29:25.0	+02:31.1	8	35:26.6	+02:58.2	8			
Rundenzeit		07:07.1	+45.2	9	07:10.9	+30.0	8	07:29.9	+28.1	7	07:37.1	+47.8	8	06:01.6	+27.6	6			
Schießstandzeit		01:13.5	+07.8	6	01:01.3	+06.1	6	01:11.3	+05.3	2	01:04.7	+10.8	6				04:30.8	+27.5	5
Streckenzeit		05:53.6	+39.0	9	06:09.6	+29.5	8	06:18.6	+30.4	8	06:32.4	+48.2	7	06:01.6	+27.6	6			
Strafzeit		00:45			00:45			01:30									30:55.8	+02:52.7	7
2	54	STOCKER Liv Grete	2003 AUT - I.SPORTVEREINIGUNG HOHE WAND		1	1	3	1	6	38:56.6	1.30%								
Kumulierte Zeit		06:41.7	+19.8	4	13:37.2	+34.4	3	21:07.4	+01:02.8	7	28:27.0	+01:33.1	7	34:26.6	+01:58.2	5			
Rundenzeit		06:41.7	+19.8	4	06:55.5	+14.6	4	07:30.2	+28.4	8	07:19.6	+30.3	6	05:59.6	+25.6	5			
Schießstandzeit		01:11.0	+05.3	5	01:01.4	+06.2	7	01:23.0	+17.0	9	01:07.3	+13.4	8				04:42.7	+39.4	7
Streckenzeit		05:30.7	+16.1	4	05:54.1	+14.0	4	06:07.2	+19.0	5	06:12.3	+28.1	5	05:59.6	+25.6	5			
Strafzeit		00:45			00:45			02:15									29:43.9	+01:40.8	5
3	58	MELLITZER Victoria	2002 AUT - Kitzbüheler Ski Club		1	2	3	0	6	39:41.9	3.25%								
Kumulierte Zeit		06:40.6	+18.7	2	13:38.9	+36.1	4	20:58.0	+53.4	4	28:25.6	+01:31.7	6	35:11.7	+02:43.3	7			
Rundenzeit		06:40.6	+18.7	2	06:58.3	+17.4	5	07:19.1	+17.3	4	07:27.6	+38.3	7	06:46.1	+01:12.1	9			
Schießstandzeit		01:05.7		1	57.7	+02.5	2	01:06.0		1	53.9		1				04:03.3		1
Streckenzeit		05:34.9	+20.3	7	06:00.6	+20.5	6	06:13.1	+24.9	7	06:33.7	+49.5	8	06:46.1	+01:12.1	9			
Strafzeit		00:45			01:30			02:15									31:08.4	+03:05.3	8
4	56	PITZER Leonie	2002 AUT - WSV Ramsau/Dachstein		1	1	3	2	7	39:42.9	3.30%								
Kumulierte Zeit		06:40.7	+18.8	3	13:41.2	+38.4	7	21:05.4	+01:00.8	6	28:15.4	+01:21.5	5	34:27.9	+01:59.5	6			
Rundenzeit		06:40.7	+18.8	3	07:00.5	+19.6	7	07:24.2	+22.4	6	07:10.0	+20.7	5	06:12.5	+38.5	8			
Schießstandzeit		01:06.9	+01.2	2	55.2		1	01:15.3	+09.3	5	56.0	+02.1	2				04:13.4	+10.1	2
Streckenzeit		05:33.8	+19.2	5	06:05.3	+25.2	7	06:08.9	+20.7	6	06:14.0	+29.8	6	06:12.5	+38.5	8			
Strafzeit		00:45			00:45			02:15									30:14.5	+02:11.4	6
5	60	ANDEXER Anna	2003 AUT - Schiklub Saalfelden		1	3	2	4	10	39:58.4	3.99%								
Kumulierte Zeit		06:21.9		1	13:02.8		1	20:04.6		1	26:53.9		1	32:28.4		1			
Rundenzeit		06:21.9		1	06:40.9		1	07:01.8		1	06:49.3		1	05:34.5	+00.5	2			
Schießstandzeit		01:07.3	+01.6	3	01:00.8	+05.6	5	01:12.1	+06.1	3	01:05.1	+11.2	7				04:25.3	+22.0	4
Streckenzeit		05:14.6		1	05:40.1		1	05:49.7	+01.5	2	05:44.2		1	05:34.5	+00.5	2			
Strafzeit		00:45			02:15			01:30			03:00						28:03.1		1
6	57	ANHAUS Wilma	2003 AUT - Usc-Neukirchen		2	1	3	3	9	40:28.7	5.29%								
Kumulierte Zeit		06:44.7	+22.8	6	13:34.9	+32.1	2	20:46.7	+42.1	3	27:53.9	+01:00.0	3	33:43.7	+01:15.3	3			
Rundenzeit		06:44.7	+22.8	6	06:50.2	+09.3	2	07:11.8	+10.0	3	07:07.2	+17.9	3	05:49.8	+15.8	3			
Schießstandzeit		01:15.1	+09.4	7	59.4	+04.2	3	01:15.3	+09.3	6	01:03.7	+09.8	5				04:33.5	+30.2	6
Streckenzeit		05:29.6	+15.0	2	05:50.8	+10.7	3	05:56.5	+08.3	3	06:03.5	+19.3	3	05:49.8	+15.8	3			
Strafzeit		01:30			00:45			02:15			02:15						29:10.2	+01:07.1	3
7	59	VOZAROVA Viktoria	2002 AUT - WSV Ramsau/Dachstein		4	2	0	0	6	40:54.8	6.42%								
Kumulierte Zeit		06:55.4	+33.5	8	14:26.6	+01:23.8	9	22:21.6	+02:17.0	9	30:13.1	+03:19.2	9	36:24.5	+03:56.1	9			
Rundenzeit		06:55.4	+33.5	8	07:31.2	+50.3	9	07:55.0	+53.2	9	07:51.5	+01:02.2	9	06:11.4	+37.4	7			
Schießstandzeit		01:17.6	+11.9	9	01:10.9	+15.7	8	01:13.8	+07.8	4	01:02.4	+08.5	4				04:44.7	+41.4	8
Streckenzeit		05:37.8	+23.2	8	06:20.3	+40.2	9	06:41.2	+53.0	9	06:49.1	+01:04.9	9	06:11.4	+37.4	7			
Strafzeit		03:00			01:30												31:39.8	+03:36.7	9
8	53	WAGNER Lara	2002 AUT - Kitzbüheler Ski Club		1	4	1	4	10	40:57.8	6.55%								
Kumulierte Zeit		06:47.8	+25.9	7	13:40.9	+38.1	6	20:45.3	+40.7	2	27:53.0	+59.1	2	33:27.0	+58.6	2			
Rundenzeit		06:47.8	+25.9	7	06:53.1	+12.2	3	07:04.4	+02.6	2	07:07.7	+18.4	4	05:34.0		1			
Schießstandzeit		01:17.2	+11.5	8	01:12.1	+16.9	9	01:16.2	+10.2	8	01:11.6	+17.7	9				04:57.1	+53.8	9
Streckenzeit		05:30.6	+16.0	3	05:41.0	+00.9	2	05:48.2		1	05:56.1	+11.9	2	05:34.0		1			
Strafzeit		00:45			03:00			00:45			03:00						28:29.9	+26.8	2
9	55	KRAMER Femke	2003 AUT - Schiklub Saalfelden		4	2	2	2	10	41:28.9	7.89%								
Kumulierte Zeit		06:42.1	+20.2	5	13:40.5	+37.7	5	21:00.3	+55.7	5	28:00.6	+01:06.7	4	33:58.9	+01:30.5	4			
Rundenzeit		06:42.1	+20.2	5	06:58.4	+17.5	6	07:19.8	+18.0	5	07:00.3	+11.0	2	05:58.3	+24.3	4			
Schießstandzeit		01:07.7	+02.0	4	01:00.8	+05.6	4	01:15.6	+09.6	7	56.6	+02.7	3				04:20.7	+17.4	3
Streckenzeit		05:34.4	+19.8	6	05:57.6	+17.5	5	06:04.2	+16.0	4	06:03.7	+19.5	4	05:58.3	+24.3	4			
Strafzeit		03:00			01:30			01:30			01:30						29:38.2	+01:35.1	4





Einzel - 12.09.2020



Österreichische Meisterschaft - Roller


Hochfilzen, AUT

Jugend 17 männlich

Analytisches Ergebnis

12,5km (5 x 2,5 km)

Pos	#	Name	Runde 1		Runde 2		Runde 3		Runde 4		Runde 5		Zeit	% Rückstand		
Bezeichnung																
1	61	SCHOBER Julian	2004		AUT - Su Windischgarsten - Biathlon		1	4	1	1	7	43:54.0	0.00%			
Kumulierte Zeit		07:34.0	+14.0	2	15:31.4	+16.4	3	23:43.9	+29.5	3	31:51.7	+31.8	3	38:39.0	+50.1	2
Rundenzeit		07:34.0	+14.0	2	07:57.4	+14.4	3	08:12.5	+13.1	4	08:07.8	+19.3	2	06:47.3	+18.3	3
Schießstandzeit		01:11.1	+10.5	6	01:10.0	+15.5	8	01:14.8	+16.3	5	01:02.0	+04.4	4			
Streckenzeit		06:22.9	+03.5	2	06:47.4	+07.1	2	06:57.7	+07.7	3	07:05.8	+20.4	2	06:47.3	+18.3	3
Strafzeit		00:45			03:00			00:45			00:45					
													04:37.9	+46.7	7	
													34:01.1	+44.8	2	
2	63	WENZEL Florian	2004		AUT - Askoe Villach		0	1	2	3	6	44:15.1	0.80%			
Kumulierte Zeit		08:12.3	+52.3	8	16:17.9	+01:02.9	8	24:34.6	+01:20.2	5	32:56.3	+01:36.4	5	39:45.1	+01:56.2	5
Rundenzeit		08:12.3	+52.3	8	08:05.6	+22.6	6	08:16.7	+17.3	5	08:21.7	+33.2	4	06:48.8	+19.8	4
Schießstandzeit		01:21.9	+21.3	8	01:02.1	+07.6	5	01:14.5	+16.0	4	01:05.8	+08.2	8			
Streckenzeit		06:50.4	+31.0	8	07:03.5	+23.2	5	07:02.2	+12.2	5	07:15.9	+30.5	4	06:48.8	+19.8	4
Strafzeit					00:45			01:30			02:15					
													04:44.3	+53.1	8	
													35:00.8	+01:44.5	5	
3	65	HOFER Gabriel	2004		AUT - Heeressportverein Hochfilzen		1	1	2	2	6	44:43.6	1.86%			
Kumulierte Zeit		07:55.9	+35.9	6	16:05.1	+50.1	6	24:43.6	+01:29.2	8	33:11.2	+01:51.3	6	40:13.5	+02:24.6	6
Rundenzeit		07:55.9	+35.9	6	08:09.2	+26.2	7	08:38.5	+39.1	7	08:27.6	+39.1	6	07:02.3	+33.3	5
Schießstandzeit		01:07.0	+06.4	4	55.7	+01.2	2	01:12.7	+14.2	3	57.8	+00.2	2			
Streckenzeit		06:48.9	+29.5	6	07:13.5	+33.2	7	07:25.8	+35.8	7	07:29.8	+44.4	6	07:02.3	+33.3	5
Strafzeit		00:45			00:45			01:30			01:30					
													04:13.2	+22.0	2	
													36:00.3	+02:44.0	6	
4	68	MESOTITSCH Sami	2004		AUT - Sportunion Rosenbach		2	2	2	4	10	45:18.9	3.19%			
Kumulierte Zeit		07:46.7	+26.7	4	15:29.7	+14.7	2	23:31.4	+17.0	2	31:19.9		1	37:48.9		1
Rundenzeit		07:46.7	+26.7	4	07:43.0		1	08:01.7	+02.3	2	07:48.5		1	06:29.0		1
Schießstandzeit		01:15.1	+14.5	7	01:02.7	+08.2	6	01:11.7	+13.2	2	01:03.1	+05.5	6			
Streckenzeit		06:31.6	+12.2	3	06:40.3		1	06:50.0		1	06:45.4		1	06:29.0		1
Strafzeit		01:30			01:30			01:30			03:00					
													04:32.6	+41.4	5	
													33:16.3		1	
5	62	GLASSER Daniel	2004		AUT - Wsv Sparkasse Bad Ischl		1	0	4	1	6	45:24.1	3.42%			
Kumulierte Zeit		07:40.7	+20.7	3	15:45.4	+30.4	4	24:38.0	+01:23.6	6	33:23.7	+02:03.8	7	40:54.1	+03:05.2	7
Rundenzeit		07:40.7	+20.7	3	08:04.7	+21.7	5	08:52.6	+53.2	8	08:45.7	+57.2	7	07:30.4	+01:01.4	7
Schießstandzeit		01:03.6	+03.0	2	59.1	+04.6	4	01:22.9	+24.4	8	01:03.8	+06.2	7			
Streckenzeit		06:37.1	+17.7	4	07:05.6	+25.3	6	07:29.7	+39.7	8	07:41.9	+56.5	7	07:30.4	+01:01.4	7
Strafzeit		00:45						03:00			00:45					
													04:29.4	+38.2	4	
													36:24.7	+03:08.4	7	
6	64	GANNER Tobias	2004		AUT - Turn- U. Su Raika Obertilliach		2	3	3	2	10	46:20.5	5.54%			
Kumulierte Zeit		07:50.1	+30.1	5	15:52.8	+37.8	5	24:00.3	+45.9	4	32:11.5	+51.6	4	38:50.4	+01:01.5	4
Rundenzeit		07:50.1	+30.1	5	08:02.7	+19.7	4	08:07.5	+08.1	3	08:11.2	+22.7	3	06:38.9	+09.9	2
Schießstandzeit		01:11.0	+10.4	5	01:09.5	+15.0	7	01:16.4	+17.9	6	59.2	+01.6	3			
Streckenzeit		06:39.1	+19.7	5	06:53.2	+12.9	3	06:51.1	+01.1	2	07:12.0	+26.6	3	06:38.9	+09.9	2
Strafzeit		01:30			02:15			02:15			01:30					
													04:36.1	+44.9	6	
													34:14.3	+58.0	3	
7	67	LIENBACHER Nathan	2004		AUT - Hsv Saalfelden		3	2	3	3	11	47:00.3	7.06%			
Kumulierte Zeit		07:20.0		1	15:15.0		1	23:14.4		1	31:37.3	+17.4	2	38:45.3	+56.4	3
Rundenzeit		07:20.0		1	07:55.0	+12.0	2	07:59.4		1	08:22.9	+34.4	5	07:08.0	+39.0	6
Schießstandzeit		01:00.6		1	54.5		1	58.5		1	57.6		1			
Streckenzeit		06:19.4		1	07:00.5	+20.2	4	07:00.9	+10.9	4	07:25.3	+39.9	5	07:08.0	+39.0	6
Strafzeit		02:15			01:30			02:15			02:15					
													03:51.2		1	
													34:54.1	+01:37.8	4	
8	66	DURIE Joshua	2004		AUT - Schiklub Saalfelden		5	4	3	1	13	50:54.1	15.95%			
Kumulierte Zeit		07:56.6	+36.6	7	16:11.9	+56.9	7	24:38.9	+01:24.5	7	33:25.9	+02:06.0	8	41:09.1	+03:20.2	8
Rundenzeit		07:56.6	+36.6	7	08:15.3	+32.3	8	08:27.0	+27.6	6	08:47.0	+58.5	8	07:43.2	+01:14.2	8
Schießstandzeit		01:06.5	+05.9	3	58.6	+04.1	3	01:19.9	+21.4	7	01:02.3	+04.7	5			
Streckenzeit		06:50.1	+30.7	7	07:16.7	+36.4	8	07:07.1	+17.1	6	07:44.7	+59.3	8	07:43.2	+01:14.2	8
Strafzeit		03:45			03:00			02:15			00:45					
													04:27.3	+36.1	3	
													36:41.8	+03:25.5	8	





Einzel - 12.09.2020

Österreichische Meisterschaft - Roller




Hochfilzen, AUT

Jugend 17 weiblich

Analytisches Ergebnis

10km (5 x 2 km)

Pos	#	Name	Runde 1		Runde 2		Runde 3		Runde 4		Runde 5		Zeit	% Rückstand		
Bezeichnung																
1	70	PFALZ Julia	2004		AUT - WSV Ramsau/Dachstein		2	3	0	1	6	43:45.2	0.00%			
Kumulierte Zeit		07:22.1	+15.3	2	15:22.4	+42.7	2	23:53.2	+01:17.3	2	32:14.7	+01:35.0	2	39:15.2	+01:59.0	2
Rundenzeit		07:22.1	+15.3	2	08:00.3	+27.4	2	08:30.8	+34.6	2	08:21.5	+17.7	2	07:00.5	+24.0	2
Schießstandzeit		01:12.1		1	01:10.5	+01.2	2	01:13.4		1	01:03.5		1			
Streckenzeit		06:10.0	+20.3	2	06:49.8	+26.2	2	07:17.4	+39.9	2	07:18.0	+29.6	2	07:00.5	+24.0	2
Strafzeit		01:30			02:15			01:30			00:45					
2	69	AIGNER Nele	2004		AUT - SV ERPFENDORF-WALD		3	2	2	3	10	44:46.7	2.32%			
Kumulierte Zeit		07:06.8		1	14:39.7		1	22:35.9		1	30:39.7		1	37:16.2		1
Rundenzeit		07:06.8		1	07:32.9		1	07:56.2		1	08:03.8		1	06:36.5		1
Schießstandzeit		01:17.1	+05.0	2	01:09.3		1	01:18.7	+05.3	2	01:15.4	+11.9	2			
Streckenzeit		05:49.7		1	06:23.6		1	06:37.5		1	06:48.4		1	06:36.5		1
Strafzeit		02:15			01:30			01:30			02:15					





Einzel - 12.09.2020



Österreichische Meisterschaft - Roller


Hochfilzen, AUT

Jugend 16 männlich

Analytisches Ergebnis

10km (5 x 2 km)

Pos	#	Name	Nat. - Club		L	S	L	S	T	Zeit	% Rückstand							
Bezeichnung		Runde 1	Runde 2	Runde 3	Runde 4	Runde 5			Gesamt									
1	73	URAIN Maximilian	2005		AUT - WSV Ramsau/Dachstein					36:40.7	0.00%							
Kumulierte Zeit		06:08.3	+01.4	2	12:37.1	+15.9	2	19:16.3	+23.8	2	25:58.3	+30.2	2	31:25.7	+44.4	2	36:40.7	
Rundenzeit		06:08.3	+01.4	2	06:28.8	+14.5	2	06:39.2	+07.9	2	06:42.0	+06.4	3	05:27.4	+22.3	3		
Schießstandzeit		01:18.0	+12.5	6	01:11.3	+11.9	5	01:11.5	+03.9	4	01:11.6	+11.2	6				04:52.4	+32.9
Streckenzeit		04:50.3		1	05:17.5	+02.6	2	05:27.7	+04.0	2	05:30.4	+01.9	3	05:27.4	+22.3	3	26:33.3	+11.6
Strafzeit		00:45			03:00						01:30							
2	78	PROSSER Mathias	2005		AUT - Kitzbüheler Ski Club					36:41.6	0.05%							
Kumulierte Zeit		06:06.9		1	12:21.2		1	18:52.5		1	25:28.1		1	30:41.3		1	36:41.6	
Rundenzeit		06:06.9		1	06:14.3		1	06:31.3		1	06:35.6		1	05:13.2	+08.1	2		
Schießstandzeit		01:05.5		1	59.4		1	01:07.6		1	01:07.1	+06.7	3				04:19.6	+00.1
Streckenzeit		05:01.4	+11.1	2	05:14.9		1	05:23.7		1	05:28.5		1	05:13.2	+08.1	2	26:21.7	
Strafzeit		00:45			02:15			00:45			02:15							
3	76	RITTER Paul	2005		AUT - Kitzbüheler Ski Club					38:16.4	4.36%							
Kumulierte Zeit		06:17.1	+10.2	4	12:49.2	+28.0	4	19:38.2	+45.7	5	26:26.3	+58.2	4	31:31.4	+50.1	3	38:16.4	
Rundenzeit		06:17.1	+10.2	4	06:32.1	+17.8	5	06:49.0	+17.7	5	06:48.1	+12.5	4	05:05.1		1		
Schießstandzeit		01:05.7	+00.2	2	01:01.0	+01.6	2	01:08.5	+00.9	2	01:04.3	+03.9	2				04:19.5	
Streckenzeit		05:11.4	+21.1	4	05:31.1	+16.2	5	05:40.5	+16.8	5	05:43.8	+15.3	4	05:05.1		1	27:11.9	+50.2
Strafzeit		01:30			01:30			02:15			01:30							
4	72	MARCHL Thomas	2005		AUT - Skiklub Kuchl					39:09.6	6.77%							
Kumulierte Zeit		06:16.3	+09.4	3	12:45.4	+24.2	3	19:32.8	+40.3	3	26:11.5	+43.4	3	31:39.1	+57.8	4	39:09.6	
Rundenzeit		06:16.3	+09.4	3	06:29.1	+14.8	3	06:47.4	+16.1	4	06:38.7	+03.1	2	05:27.6	+22.5	4		
Schießstandzeit		01:09.4	+03.9	3	01:05.7	+06.3	4	01:13.4	+05.8	5	01:09.0	+08.6	4				04:37.5	+18.0
Streckenzeit		05:06.9	+16.6	3	05:23.4	+08.5	3	05:34.0	+10.3	4	05:29.7	+01.2	2	05:27.6	+22.5	4	27:01.6	+39.9
Strafzeit		02:15			01:30			01:30			02:15							
5	77	JENNEWEIN Paul	2005		AUT - Nordic Team Absam					39:42.1	8.27%							
Kumulierte Zeit		06:23.3	+16.4	5	12:52.5	+31.3	5	19:35.6	+43.1	4	26:35.4	+01:07.3	5	32:12.1	+01:30.8	5	39:42.1	
Rundenzeit		06:23.3	+16.4	5	06:29.2	+14.9	4	06:43.1	+11.8	3	06:59.8	+24.2	5	05:36.7	+31.6	5		
Schießstandzeit		01:09.5	+04.0	4	01:01.5	+02.1	3	01:10.6	+03.0	3	01:09.2	+08.8	5				04:30.8	+11.3
Streckenzeit		05:13.8	+23.5	5	05:27.7	+12.8	4	05:32.5	+08.8	3	05:50.6	+22.1	5	05:36.7	+31.6	5	27:41.3	+01:19.6
Strafzeit		01:30			01:30			01:30			03:00							
6	75	DEMMELEBAUER Thomas	2005		AUT - Schiklub Saalfelden					40:44.6	11.09%							
Kumulierte Zeit		06:30.8	+23.9	6	13:32.6	+01:11.4	6	20:45.0	+01:52.5	6	28:34.3	+03:06.2	6	34:44.6	+04:03.3	6	40:44.6	
Rundenzeit		06:30.8	+23.9	6	07:01.8	+47.5	7	07:12.4	+41.1	6	07:49.3	+01:13.7	8	06:10.3	+01:05.2	7		
Schießstandzeit		01:10.7	+05.2	5	01:13.8	+14.4	6	01:13.9	+06.3	6	01:28.2	+27.8	7				05:06.6	+47.1
Streckenzeit		05:20.1	+29.8	6	05:48.0	+33.1	7	05:58.5	+34.8	7	06:21.1	+52.6	7	06:10.3	+01:05.2	7	29:38.0	+03:16.3
Strafzeit		02:15			00:45			00:45			02:15							
7	74	GRUBMUELLER Jakob	2005		AUT - ASVÖ SC Höhhart					42:18.5	15.36%							
Kumulierte Zeit		06:47.1	+40.2	8	13:55.7	+01:34.5	8	21:26.3	+02:33.8	8	29:03.8	+03:35.7	8	34:48.0	+04:06.7	7	42:18.5	
Rundenzeit		06:47.1	+40.2	8	07:08.6	+54.3	8	07:30.6	+59.3	7	07:37.5	+01:01.9	7	05:44.2	+39.1	6		
Schießstandzeit		01:19.9	+14.4	7	01:17.1	+17.7	7	01:39.6	+32.0	8	01:38.8	+38.4	8				05:55.4	+01:35.9
Streckenzeit		05:27.2	+36.9	8	05:51.5	+36.6	8	05:51.0	+27.3	6	05:58.7	+30.2	6	05:44.2	+39.1	6	28:52.6	+02:30.9
Strafzeit		02:15			03:00			01:30			00:45							
8	71	DANKL Thomas	2005		AUT - Schiklub Maria Alm					43:25.9	18.41%							
Kumulierte Zeit		06:45.8	+38.9	7	13:36.4	+01:15.2	7	21:20.9	+02:28.4	7	28:48.5	+03:20.4	7	35:10.9	+04:29.6	8	43:25.9	
Rundenzeit		06:45.8	+38.9	7	06:50.6	+36.3	6	07:44.5	+01:13.2	8	07:27.6	+52.0	6	06:22.4	+01:17.3	8		
Schießstandzeit		01:20.4	+14.9	8	01:18.3	+18.9	8	01:25.8	+18.2	7	01:00.4		1				05:04.9	+45.4
Streckenzeit		05:25.4	+35.1	7	05:32.3	+17.4	6	06:18.7	+55.0	8	06:27.2	+58.7	8	06:22.4	+01:17.3	8	30:06.0	+03:44.3
Strafzeit		03:00			02:15			01:30			01:30							





Einzel - 12.09.2020



Österreichische Meisterschaft - Roller

Hochfilzen, AUT

Jugend 16 weiblich

Analytisches Ergebnis

7,5km (5 x 1,5 km)

Pos	#	Name	Runde 1		Runde 2		Runde 3		Runde 4		Runde 5		Zeit	% Rückstand					
Bezeichnung																			
1	83	PINTER Lena	2005		AUT - Wsv St.Jakob I.H.						3	2	0	1	6	31:03.1	0.00%		
Kumulierte Zeit		05:12.0	+10.0	2	10:45.1	+13.5	2	16:30.5	+23.1	2	22:14.0	+28.0	2	26:32.7	+16.3	2			
Rundenzeit		05:12.0	+10.0	2	05:33.1	+03.5	2	05:45.4	+09.6	2	05:43.5	+04.9	2	04:18.7		1			
Schießstandzeit		01:06.5		1	01:09.3	+02.0	3	01:14.4	+05.3	3	01:12.7	+05.6	4				04:42.9	+08.3	3
Streckenzeit		04:05.5	+10.1	2	04:23.8	+06.0	2	04:31.0	+04.3	2	04:30.8		1	04:18.7		1	21:49.8	+08.0	2
Strafzeit		02:15			01:30			00:45			00:45								
2	80	GIGERL Elisa Maria	2005		AUT - WSV Murau						3	1	2	1	7	31:31.7	1.50%		
Kumulierte Zeit		05:02.0		1	10:31.6		1	16:07.4		1	21:46.0		1	26:16.4		1			
Rundenzeit		05:02.0		1	05:29.6		1	05:35.8		1	05:38.6		1	04:30.4	+11.7	4			
Schießstandzeit		01:06.6	+00.1	2	01:11.8	+04.5	4	01:09.1		1	01:07.1		1				04:34.6		1
Streckenzeit		03:55.4		1	04:17.8		1	04:26.7		1	04:31.5	+00.7	2	04:30.4	+11.7	4	21:41.8		1
Strafzeit		02:15			00:45			01:30			00:45								
3	84	STEINER Tina	2005		AUT - Sc Leogang						0	4	1	3	8	33:26.1	7.68%		
Kumulierte Zeit		05:27.1	+25.1	4	11:13.4	+41.8	3	17:05.8	+58.4	3	22:59.5	+01:13.5	3	27:25.9	+01:09.5	3			
Rundenzeit		05:27.1	+25.1	4	05:46.3	+16.7	3	05:52.4	+16.6	3	05:53.7	+15.1	3	04:26.4	+07.7	3			
Schießstandzeit		01:18.1	+11.6	5	01:12.6	+05.3	5	01:15.4	+06.3	4	01:20.4	+13.3	6				05:06.5	+31.9	5
Streckenzeit		04:09.0	+13.6	3	04:33.7	+15.9	3	04:37.0	+10.3	3	04:33.3	+02.5	3	04:26.4	+07.7	3	22:19.4	+37.6	3
Strafzeit					03:00			00:45			02:15								
4	81	HLAVKA Johanna	2005		AUT - Sc Leutasch						4	1	2	2	9	35:30.9	14.33%		
Kumulierte Zeit		05:42.1	+40.1	6	11:28.8	+57.2	5	17:32.4	+01:25.0	5	23:51.8	+02:05.8	5	28:45.4	+02:29.0	5			
Rundenzeit		05:42.1	+40.1	6	05:46.7	+17.1	4	06:03.6	+27.8	4	06:19.4	+40.8	5	04:53.6	+34.9	5			
Schießstandzeit		01:28.3	+21.8	6	01:07.3		1	01:22.4	+13.3	5	01:12.8	+05.7	5				05:10.8	+36.2	6
Streckenzeit		04:13.8	+18.4	5	04:39.4	+21.6	5	04:41.2	+14.5	5	05:06.6	+35.8	5	04:53.6	+34.9	5	23:34.6	+01:52.8	5
Strafzeit		03:00			00:45			01:30			01:30								
5	79	AMON Valentina	2005		AUT - Hsv Saalfelden						2	2	2	3	9	36:17.6	16.85%		
Kumulierte Zeit		05:30.5	+28.5	5	11:38.3	+01:06.7	6	18:06.8	+01:59.4	6	24:28.9	+02:42.9	6	29:32.5	+03:16.1	6			
Rundenzeit		05:30.5	+28.5	5	06:07.8	+38.2	6	06:28.5	+52.7	6	06:22.1	+43.5	6	05:03.6	+44.9	6			
Schießstandzeit		01:13.2	+06.7	4	01:08.2	+00.9	2	01:12.8	+03.7	2	01:07.2	+00.1	2				04:41.4	+06.8	2
Streckenzeit		04:17.3	+21.9	6	04:59.6	+41.8	6	05:15.7	+49.0	6	05:14.9	+44.1	6	05:03.6	+44.9	6	24:51.1	+03:09.3	6
Strafzeit		01:30			01:30			01:30			02:15								
6	82	MILLINGER Anna	2005		AUT - SKIKLUB ST.MARTIN						5	4	5	4	18	41:16.5	32.90%		
Kumulierte Zeit		05:24.3	+22.3	3	11:15.1	+43.5	4	17:20.1	+01:12.7	4	23:21.2	+01:35.2	4	27:46.5	+01:30.1	4			
Rundenzeit		05:24.3	+22.3	3	05:50.8	+21.2	5	06:05.0	+29.2	5	06:01.1	+22.5	4	04:25.3	+06.6	2			
Schießstandzeit		01:12.1	+05.6	3	01:12.7	+05.4	6	01:24.0	+14.9	6	01:08.8	+01.7	3				04:57.6	+23.0	4
Streckenzeit		04:12.2	+16.8	4	04:38.1	+20.3	4	04:41.0	+14.3	4	04:52.3	+21.5	4	04:25.3	+06.6	2	22:48.9	+01:07.1	4
Strafzeit		03:45			03:00			03:45			03:00								

