



Sprint - 05.09.2020

Austria Cup #1 Roller

Hochfilzen, AUT




Männer

Analytisches Ergebnis

10km (3 x 3,3 km)

Pos	#	Name	Runde 1		Runde 2		Runde 3		L	S	T	Zeit	% Rückstand
Bezeichnung												Gesamt	
1	7	EBERHARD Tobias			1985		AUT - Hsv Saalfelden		1	0	1	26:00.1	0.00%
Kumulierte Zeit		09:03.2	+08.3	2	17:55.5		1	26:00.1					
Rundenzeit		09:03.2	+08.3	2	08:52.3		1	08:04.6					
Schießstandzeit		56.7	+05.3	4	48.6		1				01:45.3	+04.9	2
Streckenzeit		07:38.2		1	07:58.9		1	08:04.6			1	23:41.7	
Strafzeit		28.3	+23.4	4	04.8		1						1
2	1	PITZER Lucas			1998		AUT - WSV Ramsau/Dachstein		1	1	2	27:58.3	7.56%
Kumulierte Zeit		09:28.8	+33.9	4	19:30.3	+01:34.8	3	27:58.3	+01:58.2	2			
Rundenzeit		09:28.8	+33.9	4	10:01.5	+01:09.2	3	08:28.0	+23.4	2			
Schießstandzeit		56.2	+04.8	3	51.7	+03.1	3				01:47.9	+07.5	3
Streckenzeit		08:04.4	+26.2	3	08:42.1	+43.2	3	08:28.0	+23.4	2			
Strafzeit		28.2	+23.3	3	27.7	+22.9	3				25:14.5	+01:32.8	3
3	6	NUSS Alexander			1982		AUT - Heeressportverein Hochfilzen		0	1	1	28:30.4	9.62%
Kumulierte Zeit		09:12.6	+17.7	3	19:36.4	+01:40.9	4	28:30.4	+02:30.3	3			
Rundenzeit		09:12.6	+17.7	3	10:23.8	+01:31.5	6	08:54.0	+49.4	5			
Schießstandzeit		57.2	+05.8	5	56.8	+08.2	5				01:54.0	+13.6	5
Streckenzeit		08:10.1	+31.9	5	08:55.2	+56.3	6	08:54.0	+49.4	5			
Strafzeit		05.3	+00.4	2	31.8	+27.0	6				25:59.3	+02:17.6	6
4	3	GROSSEGGER Sven			1987		AUT - Hsv Saalfelden		1	0	1	28:37.2	10.06%
Kumulierte Zeit		09:42.8	+47.9	7	19:28.1	+01:32.6	2	28:37.2	+02:37.1	4			
Rundenzeit		09:42.8	+47.9	7	09:45.3	+53.0	2	09:09.1	+01:04.5	7			
Schießstandzeit		51.4		1	49.0	+00.4	2				01:40.4		1
Streckenzeit		08:22.6	+44.4	7	08:50.4	+51.5	5	09:09.1	+01:04.5	7			
Strafzeit		28.8	+23.9	5	05.9	+01.1	2				26:22.1	+02:40.4	7
5	2	OBERHAUSER Magnus			1998		AUT - Askoe Villach		1	1	2	28:47.7	10.71%
Kumulierte Zeit		09:42.1	+47.2	6	20:01.1	+02:05.6	6	28:47.7	+02:47.6	5			
Rundenzeit		09:42.1	+47.2	6	10:19.0	+01:26.7	5	08:46.6	+42.0	4			
Schießstandzeit		59.0	+07.6	7	51.9	+03.3	4				01:50.9	+10.5	4
Streckenzeit		08:13.1	+34.9	6	08:56.3	+57.4	7	08:46.6	+42.0	4			
Strafzeit		30.0	+25.1	7	30.8	+26.0	5				25:56.0	+02:14.3	5
6	4	TRIXL Sebastian			1997		AUT - Heeressportverein Hochfilzen		1	1	2	28:48.3	10.77%
Kumulierte Zeit		09:31.2	+36.3	5	19:49.9	+01:54.4	5	28:48.3	+02:48.2	6			
Rundenzeit		09:31.2	+36.3	5	10:18.7	+01:26.4	4	08:58.4	+53.8	6			
Schießstandzeit		57.8	+06.4	6	01:03.6	+15.0	6				02:01.4	+21.0	6
Streckenzeit		08:04.5	+26.3	4	08:46.0	+47.1	4	08:58.4	+53.8	6			
Strafzeit		28.9	+24.0	6	29.1	+24.3	4				25:48.9	+02:07.2	4
7	5	LEITINGER Klaus			1993		AUT - SKIKLUB ST.MARTIN		0	5	5	29:15.8	12.50%
Kumulierte Zeit		08:54.9		1	20:29.7	+02:34.2	7	29:15.8	+03:15.7	7			
Rundenzeit		08:54.9		1	11:34.8	+02:42.5	7	08:46.1	+41.5	3			
Schießstandzeit		54.8	+03.4	2	01:06.9	+18.3	7				02:01.7	+21.3	7
Streckenzeit		07:55.2	+17.0	2	08:23.7	+24.8	2	08:46.1	+41.5	3			
Strafzeit		04.9		1	02:04.2	+01:59.4	7				25:05.0	+01:23.3	2





Sprint - 05.09.2020

Austria Cup #1 Roller

Hochfilzen, AUT




Frauen

Analytisches Ergebnis

7,5km (3 x 2,5 km)

Pos	#	Name	Runde 1		Runde 2		Runde 3		L	S	T	Zeit	% Rückstand	
Bezeichnung												Gesamt		
1	64	HAUSER Lisa			1993		AUT - K.s.c		1	1	2	21:06.8	0.00%	
Kumulierte Zeit		07:24.5	+28.8	2	14:54.9	+21.5	2	21:06.8						
Rundenzeit		07:24.5	+28.8	2	07:30.4		1	06:11.9						
Schießstandzeit		57.1	+04.8	3	55.9		1				01:53.0	+03.2	3	
Streckenzeit		05:56.9		1	06:06.0	+01.8	2	06:11.9				18:14.8		1
Strafzeit		30.5	+24.7	3	28.5	+23.2	2							
2	65	INNERHOFER Katharina			1991		AUT - Schiklub Maria Alm		0	3	3	21:31.7	1.97%	
Kumulierte Zeit		06:55.7		1	15:16.4	+21.5	2	21:31.7	+24.9	2				
Rundenzeit		06:55.7		1	08:20.7	+50.3	5	06:15.3	+03.4	2				
Schießstandzeit		52.3		1	59.6	+03.7	4				01:51.9	+02.1	2	
Streckenzeit		05:57.6	+00.7	2	06:04.2		1	06:15.3	+03.4	2		18:17.1	+02.3	2
Strafzeit		05.8		1	01:16.9	+01:11.6	7							
3	69	SCHWAIGER Julia			1996		AUT - Hsv Saalfelden		1	1	2	22:00.1	4.27%	
Kumulierte Zeit		07:37.1	+41.4	4	15:28.8	+33.9	4	22:00.1	+53.3	3				
Rundenzeit		07:37.1	+41.4	4	07:51.7	+21.3	2	06:31.3	+19.4	3				
Schießstandzeit		53.5	+01.2	2	56.3	+00.4	2				01:49.8		1	
Streckenzeit		06:11.0	+14.1	3	06:23.2	+19.0	3	06:31.3	+19.4	3		19:05.5	+50.7	3
Strafzeit		32.6	+26.8	4	32.2	+26.9	4							
4	68	STEINER Tamara			1997		AUT - WSV Ramsau/Dachstein		0	0	0	22:08.6	4.90%	
Kumulierte Zeit		07:32.4	+36.7	3	15:25.8	+30.9	3	22:08.6	+01:01.8	4				
Rundenzeit		07:32.4	+36.7	3	07:53.4	+23.0	3	06:42.8	+30.9	4				
Schießstandzeit		59.7	+07.4	4	01:00.2	+04.3	5				01:59.9	+10.1	4	
Streckenzeit		06:26.2	+29.3	6	06:47.9	+43.7	5	06:42.8	+30.9	4		19:56.9	+01:42.1	5
Strafzeit		06.5	+00.7	2	05.3		1							
5	66	ZDOUC Dunja			1994		AUT - Dsg Sele Zell Skisektion		2	1	3	23:24.4	10.90%	
Kumulierte Zeit		08:15.4	+01:19.7	6	16:30.2	+01:35.3	5	23:24.4	+02:17.6	5				
Rundenzeit		08:15.4	+01:19.7	6	08:14.8	+44.4	4	06:54.2	+42.3	5				
Schießstandzeit		01:03.1	+10.8	7	01:01.1	+05.2	6				02:04.2	+14.4	6	
Streckenzeit		06:14.5	+17.6	5	06:41.5	+37.3	4	06:54.2	+42.3	5		19:50.2	+01:35.4	4
Strafzeit		57.8	+52.0	6	32.2	+26.9	3							
6	67	OBERTHALER Kristina			1998		AUT - Usc Altenmarkt/Zauchensee		1	1	2	24:24.4	15.64%	
Kumulierte Zeit		08:27.3	+01:31.6	7	17:09.0	+02:14.1	6	24:24.4	+03:17.6	6				
Rundenzeit		08:27.3	+01:31.6	7	08:41.7	+01:11.3	6	07:15.4	+01:03.5	6				
Schießstandzeit		01:02.6	+10.3	5	57.9	+02.0	3				02:00.5	+10.7	5	
Streckenzeit		06:49.3	+52.4	7	07:09.8	+01:05.6	7	07:15.4	+01:03.5	6		21:14.5	+02:59.7	7
Strafzeit		35.4	+29.6	5	34.0	+28.7	5							
7	70	RIEDER Christina			1993		AUT - Sc Leogang		2	2	4	24:33.6	16.35%	
Kumulierte Zeit		08:15.2	+01:19.5	5	17:16.6	+02:21.7	7	24:33.6	+03:26.8	7				
Rundenzeit		08:15.2	+01:19.5	5	09:01.4	+01:31.0	7	07:17.0	+01:05.1	7				
Schießstandzeit		01:02.9	+10.6	6	01:06.3	+10.4	7				02:09.2	+19.4	7	
Streckenzeit		06:12.9	+16.0	4	06:54.8	+50.6	6	07:17.0	+01:05.1	7		20:24.7	+02:09.9	6
Strafzeit		59.4	+53.6	7	01:00.3	+55.0	6							





Sprint - 05.09.2020



Austria Cup #1 Roller


Hochfilzen, AUT

Junioren 22 männlich

Analytisches Ergebnis

10km (3 x 3,3 km)

Pos	#	Name	Nat. - Club				L	S	T	Zeit	% Rückstand
Bezeichnung		Runde 1	Runde 2	Runde 3					Gesamt		
1	19	UNTERWEGER Dominic	1999 AUT - LI-Club Region Angerberg				2	0	2	28:05.1	0.00%
Kumulierte Zeit		10:01.7	+02.1	2	19:32.4	1	28:05.1	1			
Rundenzeit		10:01.7	+02.1	2	09:30.7	1	08:32.7	+10.1	2		
Schießstandzeit		01:07.2	+10.4	7	56.2	+02.0	5			02:03.4 +12.1 6	
Streckenzeit		08:00.8	+01.2	2	08:29.6	+04.6	2	08:32.7	+10.1	2	
Strafzeit		53.7	+22.8	5	04.9	2				25:03.1 +15.9 2	
2	10	POSTL Thomas	1999 AUT - Wsv Achenkirch				4	1	5	28:47.2	2.49%
Kumulierte Zeit		10:36.6	+37.0	7	20:24.6	+52.2	2	28:47.2	+42.1	2	
Rundenzeit		10:36.6	+37.0	7	09:48.0	+17.3	2	08:22.6		1	
Schießstandzeit		56.8		1	54.5	+00.3	2			01:51.3 1	
Streckenzeit		07:59.6		1	08:25.0		1	08:22.6		1	
Strafzeit		01:40.2	+01:09.3	10	28.5	+23.6	3			24:47.2 1	
3	17	HECHENBERGER Andreas	2000 AUT - Kitzbüheler Ski Club				2	2	4	29:40.8	5.64%
Kumulierte Zeit		10:07.1	+07.5	3	20:50.4	+01:18.0	3	29:40.8	+01:35.7	3	
Rundenzeit		10:07.1	+07.5	3	10:43.3	+01:12.6	5	08:50.4	+27.8	4	
Schießstandzeit		01:01.3	+04.5	3	01:00.3	+06.1	7			02:01.6 +10.3 4	
Streckenzeit		08:11.5	+11.9	3	08:49.1	+24.1	5	08:50.4	+27.8	4	
Strafzeit		54.3	+23.4	6	53.9	+49.0	6			25:51.0 +01:03.8 3	
4	14	ELLMAUER Felix	2000 AUT - Skiklub Bad Gastein				1	1	2	30:14.3	7.66%
Kumulierte Zeit		10:16.6	+17.0	5	21:05.3	+01:32.9	5	30:14.3	+02:09.2	4	
Rundenzeit		10:16.6	+17.0	5	10:48.7	+01:18.0	6	09:09.0	+46.4	6	
Schießstandzeit		01:04.2	+07.4	5	01:05.5	+11.3	9			02:09.7 +18.4 8	
Streckenzeit		08:41.0	+41.4	8	09:10.2	+45.2	6	09:09.0	+46.4	6	
Strafzeit		31.4	+00.5	2	33.0	+28.1	4			27:00.2 +02:13.0 6	
5	9	PROSSER Maximilian	2001 AUT - Kitzbüheler Ski Club				3	2	5	30:27.5	8.43%
Kumulierte Zeit		11:00.1	+01:00.5	9	21:43.2	+02:10.8	7	30:27.4	+02:22.3	5	
Rundenzeit		11:00.1	+01:00.5	9	10:43.1	+01:12.4	4	08:44.2	+21.6	3	
Schießstandzeit		01:12.5	+15.7	10	59.7	+05.6	6			02:12.2 +20.9 9	
Streckenzeit		08:26.2	+26.6	5	08:47.0	+22.0	3	08:44.2	+21.6	3	
Strafzeit		01:21.4	+50.5	7	56.4	+51.5	7			25:57.4 +01:10.2 4	
6	15	FOIDL Benedikt	2000 AUT - Heeressportverein Hochfilzen				1	1	2	30:28.3	8.49%
Kumulierte Zeit		10:13.3	+13.7	4	21:02.3	+01:29.9	4	30:28.1	+02:23.0	6	
Rundenzeit		10:13.3	+13.7	4	10:49.0	+01:18.3	7	09:25.8	+01:03.2	7	
Schießstandzeit		01:08.8	+12.0	8	54.2		1			02:03.0 +11.7 5	
Streckenzeit		08:33.6	+34.0	7	09:20.3	+55.3	8	09:25.8	+01:03.2	7	
Strafzeit		30.9		1	34.5	+29.6	5			27:19.7 +02:32.5 7	
7	16	LANGEGGER Christian	2001 AUT - Schiklub Maria Alm				1	4	5	31:05.3	10.68%
Kumulierte Zeit		09:59.6		1	22:05.9	+02:33.5	8	31:05.3	+03:00.2	7	
Rundenzeit		09:59.6		1	12:06.3	+02:35.6	9	08:59.4	+36.8	5	
Schießstandzeit		01:11.0	+14.2	9	01:29.8	+35.6	10			02:40.8 +49.5 10	
Streckenzeit		08:16.9	+17.3	4	08:48.5	+23.5	4	08:59.4	+36.8	5	
Strafzeit		31.7	+00.8	3	01:48.0	+01:43.1	10			26:04.8 +01:17.6 5	
8	11	HUANG Jett	2001 AUT - Sv Bad Gaisern Nts				3	0	3	31:07.0	10.80%
Kumulierte Zeit		11:16.5	+01:16.9	10	21:41.1	+02:08.7	6	31:07.0	+03:01.9	8	
Rundenzeit		11:16.5	+01:16.9	10	10:24.6	+53.9	3	09:25.9	+01:03.3	8	
Schießstandzeit		01:01.4	+04.6	4	54.7	+00.5	3			01:56.1 +04.8 3	
Streckenzeit		08:47.4	+47.8	9	09:25.0	+01:00.0	9	09:25.9	+01:03.3	8	
Strafzeit		01:27.7	+56.8	9	04.9		1			27:38.3 +02:51.1 9	
9	8	SITTER Leon	2001 AUT - Sportunion Rosenbach				3	3	6	32:18.1	15.01%
Kumulierte Zeit		10:50.3	+50.7	8	22:30.4	+02:58.0	9	32:18.1	+04:13.0	9	
Rundenzeit		10:50.3	+50.7	8	11:40.1	+02:09.4	8	09:47.7	+01:25.1	9	
Schießstandzeit		59.3	+02.5	2	54.7	+00.5	4			01:54.0 +02.7 2	
Streckenzeit		08:27.4	+27.8	6	09:18.2	+53.2	7	09:47.7	+01:25.1	9	
Strafzeit		01:23.6	+52.7	8	01:27.2	+01:22.3	8			27:33.3 +02:46.1 8	
10	12	WEINGARTNER Jakob	1999 AUT - Union Sportklub Raika Filzmoos				1	3	4	32:52.5	17.03%
Kumulierte Zeit		10:33.0	+33.4	6	22:42.5	+03:10.1	10	32:52.5	+04:47.4	10	
Rundenzeit		10:33.0	+33.4	6	12:09.5	+02:38.8	10	10:10.0	+01:47.4	10	
Schießstandzeit		01:04.8	+08.0	6	01:02.6	+08.4	8			02:07.4 +16.1 7	
Streckenzeit		08:55.9	+56.3	10	09:36.5	+01:11.5	10	10:10.0	+01:47.4	10	
Strafzeit		32.3	+01.4	4	01:30.4	+01:25.5	9			28:42.4 +03:55.2 10	





Sprint - 05.09.2020



Austria Cup #1 Roller


Hochfilzen, AUT

Junioren 22 weiblich

Analytisches Ergebnis

7,5km (3 x 2,5 km)

Pos	#	Name	Runde 1		Runde 2		Runde 3			L	S	T	Zeit	% Rückstand
Bezeichnung													Gesamt	
1	75	OSL Lisa			2000		AUT - LI-Club Region Angerberg			0	1	1	24:16.1	0.00%
Kumulierte Zeit		07:58.4	+12.4	2	17:03.0		1	24:15.5		1				
Rundenzeit		07:58.4	+12.4	2	09:04.6		1	07:12.5	+26.2	4				
Schießstandzeit		01:06.0	+07.2	2	58.8		1					02:04.8		1
Streckenzeit		06:46.7	+17.7	5	07:26.8	+38.3	5	07:12.5	+26.2	4		21:26.0	+01:22.2	5
Strafzeit		05.7		1	39.0		1							
2	71	JUPPE Anna			1999		AUT - Askoe Villach			1	4	5	24:40.4	1.65%
Kumulierte Zeit		08:10.9	+24.9	3	17:53.9	+50.9	3	24:40.2	+24.7	2				
Rundenzeit		08:10.9	+24.9	3	09:43.0	+38.4	4	06:46.3		1				
Schießstandzeit		01:08.2	+09.4	3	01:03.0	+04.2	2					02:11.2	+06.4	3
Streckenzeit		06:29.0		1	06:48.5		1	06:46.3		1		20:03.8		1
Strafzeit		33.7	+28.0	3	01:51.5	+01:12.5	4							
3	74	MESOTITSCH Soli			2001		AUT - Sportunion Rosenbach			0	4	4	25:00.5	3.02%
Kumulierte Zeit		07:46.0		1	18:01.4	+58.4	4	25:00.3	+44.8	3				
Rundenzeit		07:46.0		1	10:15.4	+01:10.8	5	06:58.9	+12.6	2				
Schießstandzeit		01:08.2	+09.4	4	01:15.2	+16.4	5					02:23.4	+18.6	4
Streckenzeit		06:31.8	+02.8	2	06:57.0	+08.5	2	06:58.9	+12.6	2		20:27.7	+23.9	2
Strafzeit		06.0	+00.3	2	02:03.2	+01:24.2	5							
4	73	GANDLER Anna			2001		AUT - Kitzbüheler Ski Club			1	2	3	25:01.7	3.09%
Kumulierte Zeit		08:13.8	+27.8	4	17:29.7	+26.7	2	25:01.6	+46.1	4				
Rundenzeit		08:13.8	+27.8	4	09:15.9	+11.3	3	07:31.9	+45.6	5				
Schießstandzeit		58.8		1	01:09.8	+11.0	4					02:08.6	+03.8	2
Streckenzeit		06:40.1	+11.1	3	07:00.5	+12.0	3	07:31.9	+45.6	5		21:12.5	+01:08.7	4
Strafzeit		34.9	+29.2	4	01:05.6	+26.6	3							
5	72	ROTHSCHOPF Lea			2001		AUT - Skiklub Kuchl			3	2	5	25:33.9	5.29%
Kumulierte Zeit		09:18.8	+01:32.8	5	18:33.2	+01:30.2	5	25:33.9	+01:18.4	5				
Rundenzeit		09:18.8	+01:32.8	5	09:14.4	+09.8	2	07:00.7	+14.4	3				
Schießstandzeit		01:14.8	+16.0	5	01:08.9	+10.1	3					02:23.7	+18.9	5
Streckenzeit		06:41.6	+12.6	4	07:05.2	+16.7	4	07:00.7	+14.4	3		20:47.5	+43.7	3
Strafzeit		01:22.4	+01:16.7	5	01:00.3	+21.3	2							





Sprint - 05.09.2020



Austria Cup #1 Roller


Hochfilzen, AUT

Jugend 19 männlich

Analytisches Ergebnis

7,5km (3 x 2,5 km)

Pos	#	Name	Runde 1		Runde 2		Runde 3		L	S	T	Zeit	% Rückstand
Bezeichnung												Gesamt	
1	53	MÜLLAUER Fabian			2003		AUT - Hsv Saalfelden		1	3	4	21:45.7	0.00%
Kumulierte Zeit		07:28.4			15:51.8		21:45.7	1					
Rundenzeit		07:28.4			08:23.4	+34.8	05:53.9	1					
Schießstandzeit		01:12.1	+16.7	7	01:07.3	+13.5	10					02:19.4	+30.2
Streckenzeit		05:47.5		1	06:02.7		1	05:53.9				17:44.1	
Strafzeit		28.8	+23.9	2	01:13.4	+43.7	7						1
2	51	DOMES Andreas			2003		AUT - Wsv Schladming		0	1	1	23:19.0	7.20%
Kumulierte Zeit		07:49.2	+20.8	3	16:15.9	+24.1	2	23:19.0	+01:33.3	2			
Rundenzeit		07:49.2	+20.8	3	08:26.7	+38.1	5	07:03.1	+01:09.2	10			
Schießstandzeit		01:05.6	+10.2	4	55.9	+02.1	2					02:01.5	+12.3
Streckenzeit		06:38.7	+51.2	13	06:57.0	+54.3	11	07:03.1	+01:09.2	10		20:38.8	+02:54.7
Strafzeit		04.9		1	33.8	+04.1	3						12
3	52	STEINER Raphael			2002		AUT - Ski-Club Seefeld		5	1	6	23:32.0	8.20%
Kumulierte Zeit		09:27.2	+01:58.8	13	17:15.8	+01:24.0	5	23:32.0	+01:46.3	3			
Rundenzeit		09:27.2	+01:58.8	13	07:48.6		1	06:16.2	+22.3	2			
Schießstandzeit		01:16.5	+21.1	11	57.1	+03.3	3					02:13.6	+24.4
Streckenzeit		06:08.0	+20.5	5	06:21.8	+19.1	2	06:16.2	+22.3	2		18:46.0	+01:01.9
Strafzeit		02:02.7	+01:57.8	13	29.7		1						
4	60	NEUMAYR David			2002		AUT - Hsv Saalfelden		4	2	6	23:42.5	8.97%
Kumulierte Zeit		09:02.6	+01:34.2	10	17:20.5	+01:28.7	7	23:42.5	+01:56.8	4			
Rundenzeit		09:02.6	+01:34.2	10	08:17.9	+29.3	2	06:22.0	+28.1	3			
Schießstandzeit		01:15.4	+20.0	10	58.7	+04.9	5					02:14.1	+24.9
Streckenzeit		06:01.4	+13.9	2	06:24.8	+22.1	4	06:22.0	+28.1	3		18:48.2	+01:04.1
Strafzeit		01:45.8	+01:40.9	10	54.4	+24.7	5						3
5	59	KIENESBERGER Leon			2002		AUT - Sv Unterach		1	3	4	23:46.9	9.27%
Kumulierte Zeit		07:43.3	+14.9	2	16:47.5	+55.7	4	23:46.5	+02:00.8	5			
Rundenzeit		07:43.3	+14.9	2	09:04.2	+01:15.6	9	06:59.0	+01:05.1	9			
Schießstandzeit		01:08.8	+13.4	5	01:04.6	+10.8	8					02:13.4	+24.2
Streckenzeit		06:02.8	+15.3	3	06:31.4	+28.7	6	06:59.0	+01:05.1	9		19:33.2	+01:49.1
Strafzeit		31.7	+26.8	3	01:28.2	+58.5	10						6
6	49	FEUERSINGER Jakob			2002		AUT - SKIKLUB BRUCK		2	1	3	23:47.1	9.35%
Kumulierte Zeit		08:10.9	+42.5	5	16:31.1	+39.3	3	23:47.1	+02:01.4	6			
Rundenzeit		08:10.9	+42.5	5	08:20.2	+31.6	3	07:16.0	+01:22.1	12			
Schießstandzeit		55.4		1	53.8		1					01:49.2	
Streckenzeit		06:18.9	+31.4	9	06:53.8	+51.1	10	07:16.0	+01:22.1	12		20:28.7	+02:44.6
Strafzeit		56.6	+51.7	6	32.6	+02.9	2						11
7	56	SALZMANN Jan			2002		AUT - Skiklub Bad Gastein		2	4	6	24:11.6	11.19%
Kumulierte Zeit		08:03.3	+34.9	4	17:36.7	+01:44.9	8	24:11.6	+02:25.9	7			
Rundenzeit		08:03.3	+34.9	4	09:33.4	+01:44.8	11	06:34.9	+41.0	4			
Schießstandzeit		01:00.9	+05.5	3	01:18.7	+24.9	13					02:19.6	+30.4
Streckenzeit		06:06.1	+18.6	4	06:24.4	+21.7	3	06:34.9	+41.0	4		19:05.4	+01:21.3
Strafzeit		56.3	+51.4	4	01:50.3	+01:20.6	12						4
8	50	GÖSWEINER Hannes			2002		AUT - Su Windischgarsten - Biathlon		2	1	3	24:13.9	11.34%
Kumulierte Zeit		08:41.6	+01:13.2	8	17:16.1	+01:24.3	6	24:13.9	+02:28.2	8			
Rundenzeit		08:41.6	+01:13.2	8	08:34.5	+45.9	6	06:57.8	+01:03.9	8			
Schießstandzeit		01:12.5	+17.1	8	01:02.8	+09.0	7					02:15.3	+26.1
Streckenzeit		06:27.1	+39.6	11	06:57.1	+54.4	12	06:57.8	+01:03.9	8		20:22.0	+02:37.9
Strafzeit		01:02.0	+57.1	8	34.6	+04.9	4						10
9	57	LIENBACHER Oliver			2002		AUT - Hsv Saalfelden		4	2	6	24:53.2	14.41%
Kumulierte Zeit		09:08.0	+01:39.6	11	18:01.1	+02:09.3	9	24:53.2	+03:07.5	9			
Rundenzeit		09:08.0	+01:39.6	11	08:53.1	+01:04.5	7	06:52.1	+58.2	7			
Schießstandzeit		01:00.1	+04.7	2	57.3	+03.5	4					01:57.4	+08.2
Streckenzeit		06:16.2	+28.7	8	06:53.4	+50.7	9	06:52.1	+58.2	7		20:01.7	+02:17.6
Strafzeit		01:51.7	+01:46.8	12	01:02.4	+32.7	6						9
10	62	STANGL Marcus			2003		AUT - Asvö Sc Raiffeisen Admont-Hal		4	3	7	25:01.8	15.02%
Kumulierte Zeit		09:24.1	+01:55.7	12	18:22.4	+02:30.6	11	25:01.8	+03:16.1	10			
Rundenzeit		09:24.1	+01:55.7	12	08:58.3	+01:09.7	8	06:39.4	+45.5	5			
Schießstandzeit		01:20.4	+25.0	13	01:01.1	+07.3	6					02:21.5	+32.3
Streckenzeit		06:12.9	+25.4	6	06:29.3	+26.6	5	06:39.4	+45.5	5		19:21.6	+01:37.5
Strafzeit		01:50.8	+01:45.9	11	01:27.9	+58.2	9						5





Sprint - 05.09.2020

Austria Cup #1 Roller

Hochfilzen, AUT



Jugend 19 männlich

Analytisches Ergebnis

7,5km (3 x 2,5 km)

Pos	#	Name	Nat. - Club						L	S	T	Zeit	% Rückstand	
Bezeichnung		Runde 1	Runde 2		Runde 3						Gesamt			
11	54	MORITZ Michael	2003						AUT - Sportunion Rosenbach	3	3	6	25:04.1	15.25%
Kumulierte Zeit		08:57.1	+01:28.7	9	18:14.7	+02:22.9	10	25:04.1	+03:18.4	11				
Rundenzeit		08:57.1	+01:28.7	9	09:17.6	+01:29.0	10	06:49.4	+55.5	6				
Schießstandzeit		01:13.0	+17.6	9	01:07.3	+13.5	11				02:20.3	+31.1	11	
Streckenzeit		06:21.7	+34.2	10	06:45.3	+42.6	8	06:49.4	+55.5	6				
Strafzeit		01:22.4	+01:17.5	9	01:25.0	+55.3	8				19:56.4	+02:12.3	7	
12	55	TIEFLING Marvin	2003						AUT - Sportunion Rosenbach	2	3	5	26:11.5	20.38%
Kumulierte Zeit		08:40.6	+01:12.2	7	18:24.7	+02:32.9	12	26:11.5	+04:25.8	12				
Rundenzeit		08:40.6	+01:12.2	7	09:44.1	+01:55.5	12	07:46.8	+01:52.9	13				
Schießstandzeit		01:10.5	+15.1	6	01:09.1	+15.3	12				02:19.6	+30.4	10	
Streckenzeit		06:29.7	+42.2	12	06:59.0	+56.3	13	07:46.8	+01:52.9	13				
Strafzeit		01:00.4	+55.5	7	01:36.0	+01:06.3	11				21:15.5	+03:31.4	13	
13	58	LANGEGGER David	2003						AUT - Schiklub Maria Alm	2	5	7	26:18.6	20.92%
Kumulierte Zeit		08:29.1	+01:00.7	6	19:14.6	+03:22.8	13	26:18.6	+04:32.9	13				
Rundenzeit		08:29.1	+01:00.7	6	10:45.5	+02:56.9	13	07:04.0	+01:10.1	11				
Schießstandzeit		01:18.4	+23.0	12	01:06.0	+12.2	9				02:24.4	+35.2	13	
Streckenzeit		06:14.2	+26.7	7	06:40.7	+38.0	7	07:04.0	+01:10.1	11				
Strafzeit		56.5	+51.6	5	02:58.8	+02:29.1	13				19:58.9	+02:14.8	8	





Sprint - 05.09.2020

Austria Cup #1 Roller

Hochfilzen, AUT




Jugend 19 weiblich

Analytisches Ergebnis

6km (3 x 2 km)

Pos	#	Name	Runde 1		Runde 2		Runde 3		L	S	T	Zeit	% Rückstand
Bezeichnung												Gesamt	
1	42	ANDEXER Anna			2003		AUT - Schiklub Saalfelden		1	1	2	19:08.1	0.00%
Kumulierte Zeit		06:45.3			13:47.4		19:08.1	1					
Rundenzeit		06:45.3			07:02.1		05:20.7	1					
Schießstandzeit		01:07.3	+07.4	3	01:06.5	+09.8	6				02:13.8	+13.1	4
Streckenzeit		05:04.7		1	05:21.4		1	05:20.7			15:46.8		1
Strafzeit		33.3	+00.4	2	34.2	+00.2	2						
2	41	MELLITZER Victoria			2002		AUT - Kitzbüheler Ski Club		1	1	2	19:50.8	3.66%
Kumulierte Zeit		06:56.3	+11.0	2	14:12.1	+24.7	2	19:50.3	+42.2	2			
Rundenzeit		06:56.3	+11.0	2	07:15.8	+13.7	3	05:38.2	+17.5	3			
Schießstandzeit		59.9		1	01:00.8	+04.1	3				02:00.7		1
Streckenzeit		05:22.4	+17.7	3	05:39.5	+18.1	3	05:38.2	+17.5	3	16:40.1	+53.3	4
Strafzeit		34.0	+01.1	3	35.5	+01.5	3						
3	39	KRAMER Femke			2003		AUT - Schiklub Saalfelden		2	1	3	20:25.2	6.71%
Kumulierte Zeit		07:32.5	+47.2	6	14:45.5	+58.1	3	20:25.2	+01:17.1	3			
Rundenzeit		07:32.5	+47.2	6	07:13.0	+10.9	2	05:39.7	+19.0	4			
Schießstandzeit		01:09.7	+09.8	4	01:01.8	+05.1	4				02:11.5	+10.8	3
Streckenzeit		05:21.0	+16.3	2	05:37.2	+15.8	2	05:39.7	+19.0	4	16:37.9	+51.1	3
Strafzeit		01:01.8	+28.9	7	34.0		1						
4	47	WAGNER Lara			2002		AUT - Kitzbüheler Ski Club		1	3	4	21:02.9	9.93%
Kumulierte Zeit		07:16.9	+31.6	3	15:37.6	+01:50.2	6	21:02.8	+01:54.7	4			
Rundenzeit		07:16.9	+31.6	3	08:20.7	+01:18.6	6	05:25.2	+04.5	2			
Schießstandzeit		01:15.0	+15.1	6	01:12.5	+15.8	8				02:27.5	+26.8	8
Streckenzeit		05:29.0	+24.3	4	05:42.1	+20.7	4	05:25.2	+04.5	2	16:36.3	+49.5	2
Strafzeit		32.9		1	01:26.1	+52.1	6						
5	43	PITZER Leonie			2002		AUT - WSV Ramsau/Dachstein		1	1	2	21:09.9	10.54%
Kumulierte Zeit		07:28.0	+42.7	5	15:03.9	+01:16.5	4	21:09.9	+02:01.8	5			
Rundenzeit		07:28.0	+42.7	5	07:35.9	+33.8	4	06:06.0	+45.3	8			
Schießstandzeit		01:18.2	+18.3	8	56.7		1				02:14.9	+14.2	5
Streckenzeit		05:34.5	+29.8	6	06:02.6	+41.2	8	06:06.0	+45.3	8	17:43.1	+01:56.3	8
Strafzeit		35.3	+02.4	4	36.6	+02.6	4						
6	40	EMPL Marlies			2003		AUT - Hsv Saalfelden		1	2	3	21:16.8	11.15%
Kumulierte Zeit		07:25.9	+40.6	4	15:23.4	+01:36.0	5	21:16.5	+02:08.4	6			
Rundenzeit		07:25.9	+40.6	4	07:57.5	+55.4	5	05:53.1	+32.4	5			
Schießstandzeit		01:07.2	+07.3	2	01:00.5	+03.8	2				02:07.7	+07.0	2
Streckenzeit		05:41.8	+37.1	7	05:54.4	+33.0	6	05:53.1	+32.4	5	17:29.3	+01:42.5	6
Strafzeit		36.9	+04.0	5	01:02.6	+28.6	5						
7	44	ANHAUS Wilma			2003		AUT - Usc-Neukirchen		2	3	5	22:03.8	15.24%
Kumulierte Zeit		07:46.6	+01:01.3	7	16:08.5	+02:21.1	7	22:03.8	+02:55.7	7			
Rundenzeit		07:46.6	+01:01.3	7	08:21.9	+01:19.8	7	05:55.3	+34.6	6			
Schießstandzeit		01:14.0	+14.1	5	01:02.7	+06.0	5				02:16.7	+16.0	6
Streckenzeit		05:31.4	+26.7	5	05:49.2	+27.8	5	05:55.3	+34.6	6	17:15.9	+01:29.1	5
Strafzeit		01:01.2	+28.3	6	01:30.0	+56.0	7						
8	38	KAPELLER Magdalena			2003		AUT - Wsv St.Jakob I.H.		2	3	5	22:49.4	19.25%
Kumulierte Zeit		08:03.7	+01:18.4	8	16:46.3	+02:58.9	8	22:49.4	+03:41.3	8			
Rundenzeit		08:03.7	+01:18.4	8	08:42.6	+01:40.5	8	06:03.1	+42.4	7			
Schießstandzeit		01:16.1	+16.2	7	01:10.5	+13.8	7				02:26.6	+25.9	7
Streckenzeit		05:42.7	+38.0	8	05:55.9	+34.5	7	06:03.1	+42.4	7	17:41.7	+01:54.9	7
Strafzeit		01:04.9	+32.0	8	01:36.2	+01:02.2	8						





Sprint - 05.09.2020



Austria Cup #1 Roller


Hochfilzen, AUT

Jugend 17 männlich

Analytisches Ergebnis

7,5km (3 x 2,5 km)

Pos	#	Name	Runde 1		Runde 2		Runde 3		L	S	T	Zeit	% Rückstand
Bezeichnung												Gesamt	
1	82	WENZEL Florian			2004		AUT - Askoe Villach		1	2	3	23:47.3	0.00%
Kumulierte Zeit		08:10.2		1	16:58.1		1	23:47.3					
Rundenzeit		08:10.2		1	08:47.9		1	06:49.2	+27.3	4			
Schießstandzeit		01:11.0	+10.5	7	01:00.6	+04.7	3				02:11.6	+11.7	5
Streckenzeit		06:28.3	+13.3	6	06:46.8	+19.3	2	06:49.2	+27.3	4	20:04.3	+59.9	3
Strafzeit		30.9		1	01:00.5	+00.2	2						
2	81	GLASSER Daniel			2004		AUT - Wsv Sparkasse Bad Ischl		2	2	4	24:33.4	3.22%
Kumulierte Zeit		08:36.6	+26.4	3	17:32.7	+34.6	2	24:33.4	+46.1	2			
Rundenzeit		08:36.6	+26.4	3	08:56.1	+08.2	2	07:00.7	+38.8	6			
Schießstandzeit		01:07.5	+07.0	4	01:03.9	+08.0	5				02:11.4	+11.5	4
Streckenzeit		06:27.8	+12.8	5	06:51.5	+24.0	4	07:00.7	+38.8	6	20:20.0	+01:15.6	5
Strafzeit		01:01.3	+30.4	4	01:00.7	+00.4	3						
3	83	SCHOBER Julian			2004		AUT - Su Windischgarsten - Biathlon		2	3	5	24:38.2	3.57%
Kumulierte Zeit		08:29.6	+19.4	2	17:51.2	+53.1	4	24:38.2	+50.9	3			
Rundenzeit		08:29.6	+19.4	2	09:21.6	+33.7	6	06:47.0	+25.1	3			
Schießstandzeit		01:10.1	+09.6	5	01:04.0	+08.1	6				02:14.1	+14.2	7
Streckenzeit		06:21.0	+06.0	2	06:50.3	+22.8	3	06:47.0	+25.1	3	19:58.3	+53.9	2
Strafzeit		58.5	+27.6	2	01:27.3	+27.0	6						
4	78	HOFER Gabriel			2004		AUT - Heeressportverein Hochfilzen		2	2	4	24:40.7	3.71%
Kumulierte Zeit		08:45.9	+35.7	4	17:49.6	+51.5	3	24:40.7	+53.4	4			
Rundenzeit		08:45.9	+35.7	4	09:03.7	+15.8	3	06:51.1	+29.2	5			
Schießstandzeit		01:04.0	+03.5	3	55.9		1				01:59.9		1
Streckenzeit		06:42.4	+27.4	7	07:07.5	+40.0	7	06:51.1	+29.2	5	20:41.0	+01:36.6	6
Strafzeit		59.5	+28.6	3	01:00.3		1						
5	80	MESOTITSCH Sami			2004		AUT - Sportunion Rosenbach		4	4	8	24:45.1	4.06%
Kumulierte Zeit		09:08.7	+58.5	5	18:23.2	+01:25.1	5	24:45.1	+57.8	5			
Rundenzeit		09:08.7	+58.5	5	09:14.5	+26.6	5	06:21.9		1			
Schießstandzeit		01:10.7	+10.2	6	01:02.9	+07.0	4				02:13.6	+13.7	6
Streckenzeit		06:15.0		1	06:27.5		1	06:21.9		1	19:04.4		1
Strafzeit		01:43.0	+01:12.1	5	01:44.1	+43.8	7						
6	76	GANNER Tobias			2004		AUT - Turn- U. Su Raika Obertilliach		4	3	7	25:47.4	8.41%
Kumulierte Zeit		09:27.4	+01:17.2	6	19:07.1	+02:09.0	7	25:47.4	+02:00.1	6			
Rundenzeit		09:27.4	+01:17.2	6	09:39.7	+51.8	7	06:40.3	+18.4	2			
Schießstandzeit		01:21.6	+21.1	8	01:11.0	+15.1	8				02:32.6	+32.7	8
Streckenzeit		06:21.1	+06.1	3	07:06.2	+38.7	6	06:40.3	+18.4	2	20:07.6	+01:03.2	4
Strafzeit		01:44.7	+01:13.8	6	01:22.5	+22.2	5						
7	77	DURIE Joshua			2004		AUT - Schiklub Saalfelden		4	2	6	26:02.4	9.46%
Kumulierte Zeit		09:45.2	+01:35.0	8	18:53.0	+01:54.9	6	26:02.4	+02:15.1	7			
Rundenzeit		09:45.2	+01:35.0	8	09:07.8	+19.9	4	07:09.4	+47.5	7			
Schießstandzeit		01:03.4	+02.9	2	58.5	+02.6	2				02:01.9	+02.0	2
Streckenzeit		06:45.2	+30.2	8	07:07.9	+40.4	8	07:09.4	+47.5	7	21:02.5	+01:58.1	8
Strafzeit		01:56.6	+01:25.7	7	01:01.4	+01.1	4						
8	79	LIENBACHER Nathan			2004		AUT - Hsv Saalfelden		5	4	9	27:11.1	14.30%
Kumulierte Zeit		09:37.0	+01:26.8	7	19:44.9	+02:46.8	8	27:11.1	+03:23.8	8			
Rundenzeit		09:37.0	+01:26.8	7	10:07.9	+01:20.0	8	07:26.2	+01:04.3	8			
Schießstandzeit		01:00.5		1	01:05.1	+09.2	7				02:05.6	+05.7	3
Streckenzeit		06:21.8	+06.8	4	07:01.5	+34.0	5	07:26.2	+01:04.3	8	20:49.5	+01:45.1	7
Strafzeit		02:14.7	+01:43.8	8	02:01.3	+01:01.0	8						





Sprint - 05.09.2020

Austria Cup #1 Roller

Hochfilzen, AUT




Jugend 16 männlich

Analytisches Ergebnis

6km (3 x 2 km)

Pos	#	Name	Runde 1		Runde 2		Runde 3		L	S	T	Zeit	% Rückstand
Bezeichnung												Gesamt	
1	31	DEMMELEBAUER Thomas	2005		AUT - Schiklub Saalfelden		1	2	3			19:51.4	0.00%
Kumulierte Zeit		06:48.5	+22.3	2	14:21.8	+25.3	1						
Rundenzeit		06:48.5	+22.3	2	07:33.3	+20.1	3						
Schießstandzeit		01:00.0		1	01:00.3		1					02:00.3	1
Streckenzeit		05:15.5	+24.2	5	05:30.6	+18.3	3					16:15.7	+01:02.5
Strafzeit		33.0	+28.0	2	01:02.4	+26.6	3						4
2	35	MARCHEL Thomas	2005		AUT - Skiklub Kuchl		3	3	6			19:56.7	0.42%
Kumulierte Zeit		07:14.3	+48.1	3	14:47.1	+25.3	2						
Rundenzeit		07:14.3	+48.1	3	07:32.8	+19.6	2						
Schießstandzeit		01:08.0	+08.0	2	01:02.6	+02.3	2					02:10.6	+10.3
Streckenzeit		04:51.3		1	05:12.3		1					15:13.2	
Strafzeit		01:15.0	+01:10.0	5	01:17.9	+42.1	4						1
3	29	JENNEWEIN Paul	2005		AUT - Nordic Team Absam		3	1	4			20:15.8	2.02%
Kumulierte Zeit		07:47.0	+01:20.8	7	15:00.2	+38.4	4						
Rundenzeit		07:47.0	+01:20.8	7	07:13.2		1						
Schießstandzeit		01:15.3	+15.3	5	01:04.2	+03.9	4					02:19.5	+19.2
Streckenzeit		05:10.8	+19.5	3	05:33.2	+20.9	4					15:59.5	+46.3
Strafzeit		01:20.9	+01:15.9	6	35.8		1						4
4	32	PROSSER Mathias	2005		AUT - Kitzbüheler Ski Club		3	4	7			21:04.5	6.13%
Kumulierte Zeit		07:46.1	+01:19.9	6	15:53.8	+01:32.0	7						
Rundenzeit		07:46.1	+01:19.9	6	08:07.7	+54.5	5						
Schießstandzeit		01:16.0	+16.0	6	01:04.0	+03.7	3					02:20.0	+19.7
Streckenzeit		05:07.6	+16.3	2	05:17.6	+05.3	2					15:35.9	+22.7
Strafzeit		01:22.5	+01:17.5	7	01:46.1	+01:10.3	7						2
5	33	DANKL Thomas	2005		AUT - Schiklub Maria Alm		2	2	4			21:17.4	7.22%
Kumulierte Zeit		07:27.1	+01:00.9	5	15:24.5	+01:02.7	5						
Rundenzeit		07:27.1	+01:00.9	5	07:57.4	+44.2	4						
Schießstandzeit		01:10.0	+10.0	4	01:12.0	+11.7	6					02:22.0	+21.7
Streckenzeit		05:17.4	+26.1	6	05:45.0	+32.7	6					16:55.3	+01:42.1
Strafzeit		59.7	+54.7	4	01:00.4	+24.6	2						7
6	30	GRUBMUELLER Jakob	2005		AUT - ASVÖ SC Höhhart		1	3	4			21:40.3	9.15%
Kumulierte Zeit		07:16.6	+50.4	4	15:52.7	+01:30.9	6						
Rundenzeit		07:16.6	+50.4	4	08:36.1	+01:22.9	7						
Schießstandzeit		01:21.8	+21.8	7	01:21.4	+21.1	7					02:43.2	+42.9
Streckenzeit		05:21.7	+30.4	7	05:44.0	+31.7	5					16:53.3	+01:40.1
Strafzeit		33.1	+28.1	3	01:30.7	+54.9	5						6
7	34	RITTER Paul	2005		AUT - K.s.c		5	3	8			30:15.8	52.39%
Kumulierte Zeit		06:26.2		1	14:52.0	+30.2	3						
Rundenzeit		06:26.2		1	08:25.8	+01:12.6	6						
Schießstandzeit		01:08.6	+08.6	3	01:04.6	+04.3	5					02:13.2	+12.9
Streckenzeit		05:12.6	+21.3	4	05:48.0	+35.7	7					16:24.4	+01:11.2
Strafzeit		05.0		1	01:33.2	+57.4	6						5





Sprint - 05.09.2020

Austria Cup #1 Roller

Hochfilzen, AUT



Jugend 16 weiblich

Analytisches Ergebnis

4,5km (3 x 1,5 km)

Pos	#	Name	Nat. - Club						L	S	T	Zeit	% Rückstand		
Bezeichnung		Runde 1	Runde 2		Runde 3						Gesamt				
1	22	SCHNEIDER Selina	2005						AUT - Turn- U. Su Raika Obertilliach		2	2	4	16:58.2	0.00%
Kumulierte Zeit		06:03.8	1	12:40.1	1	16:58.2	1								
Rundenzeit		06:03.8	1	06:36.3	+10.6	2	04:18.1	+04.4	3						
Schießstandzeit		01:03.2	1	01:06.9		1					02:10.1	1			
Streckenzeit		03:57.1	+10.7	3	04:23.2	+08.4	3	04:18.1	+04.4	3	12:38.4	+18.0	3		
Strafzeit		01:03.5	+01.7	2	01:06.2	+32.1	2								
2	21	PINTER Lena	2005						AUT - Wsv St.Jakob I.H.		2	3	5	17:18.9	1.96%
Kumulierte Zeit		06:09.6	+05.8	2	13:05.2	+25.1	2	17:18.9	+20.7	2					
Rundenzeit		06:09.6	+05.8	2	06:55.6	+29.9	3	04:13.7		1					
Schießstandzeit		01:05.5	+02.3	3	01:08.8	+01.9	2				02:14.3	+04.2	2		
Streckenzeit		04:02.3	+15.9	4	04:14.8		1	04:13.7		1	12:30.8	+10.4	2		
Strafzeit		01:01.8		1	01:32.0	+57.9	3								
3	26	HLAVKA Johanna	2005						AUT - Sc Leutasch		3	1	4	18:07.9	6.78%
Kumulierte Zeit		07:09.5	+01:05.7	6	13:35.2	+55.1	3	18:07.9	+01:09.7	3					
Rundenzeit		07:09.5	+01:05.7	6	06:25.7		1	04:32.7	+19.0	5					
Schießstandzeit		01:19.5	+16.3	6	01:09.2	+02.3	3				02:28.7	+18.6	4		
Streckenzeit		04:11.4	+25.0	6	04:42.4	+27.6	6	04:32.7	+19.0	5	13:26.5	+01:06.1	6		
Strafzeit		01:38.6	+36.8	5	34.1		1								
4	27	GIGERL Elisa Maria	2005						AUT - WSV Murau		4	3	7	18:17.7	7.76%
Kumulierte Zeit		06:52.2	+48.4	4	14:00.7	+01:20.6	4	18:17.5	+01:19.3	4					
Rundenzeit		06:52.2	+48.4	4	07:08.5	+42.8	4	04:16.8	+03.1	2					
Schießstandzeit		01:03.4	+00.2	2	01:14.5	+07.6	4				02:17.9	+07.8	3		
Streckenzeit		03:46.4		1	04:17.2	+02.4	2	04:16.8	+03.1	2	12:20.4		1		
Strafzeit		02:02.4	+01:00.6	6	01:36.8	+01:02.7	4								
5	23	MILLINGER Anna	2005						AUT - SKIKLUB ST.MARTIN		3	3	6	18:48.4	10.81%
Kumulierte Zeit		06:41.9	+38.1	3	14:10.9	+01:30.8	5	18:48.4	+01:50.2	5					
Rundenzeit		06:41.9	+38.1	3	07:29.0	+01:03.3	5	04:37.5	+23.8	6					
Schießstandzeit		01:17.7	+14.5	5	01:17.2	+10.3	5				02:34.9	+24.8	6		
Streckenzeit		03:51.1	+04.7	2	04:33.5	+18.7	4	04:37.5	+23.8	6	13:02.1	+41.7	4		
Strafzeit		01:33.1	+31.3	3	01:38.3	+01:04.2	5								
6	25	STEINER Tina	2005						AUT - Sc Leogang		3	4	7	19:35.6	15.42%
Kumulierte Zeit		06:55.8	+52.0	5	15:03.4	+02:23.3	6	19:35.3	+02:37.1	6					
Rundenzeit		06:55.8	+52.0	5	08:07.6	+01:41.9	6	04:31.9	+18.2	4					
Schießstandzeit		01:09.5	+06.3	4	01:19.4	+12.5	6				02:28.9	+18.8	5		
Streckenzeit		04:08.1	+21.7	5	04:33.6	+18.8	5	04:31.9	+18.2	4	13:13.6	+53.2	5		
Strafzeit		01:38.2	+36.4	4	02:14.6	+01:40.5	6								

