



Verfolgung - 24.01.2021



ÖSTERREICHISCHE STAATSMEISTERSCHAFTEN


Hochfilzen, AUT

Junioren 22 männlich

Analytical result

12,5km (5 x 2,5 km)

Rk	#	Name	Nat. - Club		L	L	S	S	T	Time	% Difference				
Description	Lap 1		Lap 2		Lap 3		Lap 4		Lap 5		Total				
1	8	HECHENBERGER Andreas	2000		AUT - Kitzbüheler Ski Club		0	1	1	1	3	38:05.0	0.00%		
Cumulative time	07:47.1	+01.9	1	15:46.8	2	23:45.9	1	31:45.1	1	38:05.0					
Lap time	07:25.1	+01.9	2	07:59.7	+22.3	5	07:59.1	+03.9	3	07:59.2	+22.4	3	06:19.9	+18.6	4
Shooting time	01:10.1	+06.8	8	01:07.6	+06.8	6	57.9	+00.4	2	54.0		1	04:09.6	+06.2	3
Track time	06:08.1	+12.4	6	06:17.5	+07.4	2	06:27.4	+16.4	5	06:30.6	+15.6	3	06:19.9	+18.6	4
Penalty time	06.9		1	34.6	+26.9	6	33.8	+26.1	3	34.6	+27.4	3	31:43.5	+01:10.4	3
2	1	LANGEGGER Christian	2001		AUT - SCHIKLUB MARIA ALM		3	1	3	1	8	39:01.3	2.45%		
Cumulative time	08:29.6	+42.5	2	16:32.0	+45.2	2	25:09.9	+01:24.0	2	33:00.0	+01:14.9	2	39:01.3	+56.3	2
Lap time	08:29.6	+01:06.4	10	08:02.4	+25.0	6	08:37.9	+42.7	9	07:50.1	+13.3	2	06:01.3		1
Shooting time	01:13.7	+10.4	9	01:16.0	+15.2	9	01:04.1	+06.6	7	01:00.2	+06.2	5			
Track time	05:55.7		1	06:10.1		1	06:11.0		1	06:15.0		1	06:01.3		1
Penalty time	01:20.2	+01:13.3	10	36.3	+28.6	7	01:22.8	+01:15.1	10	34.9	+27.7	4	30:33.1		1
3	24	WEINGARTNER Jakob	1999		AUT - Union Sportklub Raika Filzmoos		2	0	1	1	4	40:21.8	5.95%		
Cumulative time	10:19.6	+02:32.5	9	17:57.0	+02:10.2	5	25:53.6	+02:07.7	5	34:08.1	+02:23.0	4	40:21.8	+02:16.8	3
Lap time	08:07.6	+44.4	7	07:37.4		1	07:56.6	+01.4	2	08:14.5	+37.7	4	06:13.7	+12.4	2
Shooting time	01:07.6	+04.3	6	01:02.2	+01.4	2	57.5		1	58.1	+04.1	2			
Track time	06:01.3	+05.6	2	06:27.5	+17.4	4	06:24.8	+13.8	3	06:44.7	+29.7	7	06:13.7	+12.4	2
Penalty time	58.7	+51.8	8	07.7		1	34.3	+26.6	4	31.7	+24.5	2	31:52.0	+01:18.9	4
4	12	LIENBACHER Pascal	2000		AUT - HSV Saalfelden		2	2	0	2	6	40:32.9	6.43%		
Cumulative time	08:34.9	+47.8	3	17:25.1	+01:38.3	4	25:20.3	+01:34.4	3	34:07.3	+02:22.2	3	40:32.9	+02:27.9	4
Lap time	08:02.9	+39.7	5	08:50.2	+01:12.8	8	07:55.2		1	08:47.0	+01:10.2	9	06:25.6	+24.3	6
Shooting time	01:03.7	+00.4	2	01:11.9	+11.1	7	01:00.5	+03.0	5	01:03.3	+09.3	10			
Track time	06:02.6	+06.9	3	06:40.1	+30.0	9	06:46.5	+35.5	9	06:46.1	+31.1	9	06:25.6	+24.3	6
Penalty time	56.6	+49.7	7	58.2	+50.5	8	08.2	+00.5	2	57.6	+50.4	6	04:19.4	+16.0	6
5	22	PROSSER Maximilian	2001		AUT - Kitzbüheler Ski Club		1	1	2	0	4	40:33.5	6.48%		
Cumulative time	10:01.4	+02:14.3	7	18:13.1	+02:26.3	7	26:42.5	+02:56.6	8	34:19.3	+02:34.2	6	40:33.5	+02:28.5	5
Lap time	08:03.4	+40.2	6	08:11.7	+34.3	7	08:29.4	+34.2	7	07:36.8		1	06:14.2	+12.9	3
Shooting time	01:23.6	+20.3	10	01:12.9	+12.1	8	01:05.7	+08.2	8	59.2	+05.2	4			
Track time	06:05.4	+09.7	5	06:25.7	+15.6	3	06:25.0	+14.0	4	06:30.4	+15.4	2	06:14.2	+12.9	3
Penalty time	34.4	+27.5	5	33.1	+25.4	5	58.7	+51.0	7	07.2		1	04:41.4	+38.0	10
6	16	ELLMAUER Felix	2000		AUT - Skiklub Bad Gastein		1	0	1	2	4	40:48.8	7.13%		
Cumulative time	09:29.9	+01:42.8	5	17:14.9	+01:28.1	3	25:35.4	+01:49.5	4	34:17.7	+02:32.6	5	40:48.8	+02:43.8	6
Lap time	08:09.9	+46.7	8	07:45.0	+07.6	3	08:20.5	+25.3	5	08:42.3	+01:05.5	7	06:31.1	+29.8	9
Shooting time	01:06.7	+03.4	5	01:00.8		1	01:04.1	+06.6	6	01:02.3	+08.3	7			
Track time	06:26.9	+31.2	10	06:36.0	+25.9	8	06:40.4	+29.4	7	06:40.3	+25.3	5	06:31.1	+29.8	9
Penalty time	36.3	+29.4	6	08.2	+00.5	3	36.0	+28.3	5	59.7	+52.5	8	04:13.9	+10.5	5
7	27	FOIDL Benedikt	2000		AUT - Heeressportverein Hochfilzen		0	0	2	2	4	41:38.5	9.32%		
Cumulative time	10:15.2	+02:28.1	8	17:57.7	+02:10.9	6	26:30.1	+02:44.2	7	35:10.7	+03:25.6	7	41:38.5	+03:33.5	7
Lap time	07:23.2		1	07:42.5	+05.1	2	08:32.4	+37.2	8	08:40.6	+01:03.8	6	06:27.8	+26.5	8
Shooting time	01:05.7	+02.4	4	01:05.0	+04.2	4	58.1	+00.6	3	01:02.3	+08.3	9			
Track time	06:09.1	+13.4	7	06:29.5	+19.4	6	06:32.9	+21.9	6	06:38.3	+23.3	4	06:27.8	+26.5	8
Penalty time	08.4	+01.5	3	08.0	+00.3	2	01:01.4	+53.7	8	01:00.0	+52.8	9	04:11.1	+07.7	4
8	20	HUANG Jett	2001		AUT - SV Bad Gaisem NTS		0	2	0	2	4	42:19.8	11.12%		
Cumulative time	09:31.1	+01:44.0	6	18:22.2	+02:35.4	9	26:28.0	+02:42.1	6	35:28.2	+03:43.1	8	42:19.8	+04:14.8	8
Lap time	07:37.1	+13.9	4	08:51.1	+01:13.7	9	08:05.8	+10.6	4	09:00.2	+01:23.4	10	06:51.6	+50.3	10
Shooting time	01:03.3		1	01:02.4	+01.6	3	58.8	+01.3	4	58.9	+04.9	3			
Track time	06:25.5	+29.8	9	06:47.9	+37.8	10	06:59.3	+48.3	10	06:58.4	+43.4	10	06:51.6	+50.3	10
Penalty time	08.3	+01.4	2	01:00.8	+53.1	9	07.7		1	01:02.9	+55.7	10	04:03.4		1
9	28	REICH Fabian	2000		AUT - WSV Ramsau/Dachstein		2	0	1	1	4	42:41.0	12.08%		
Cumulative time	11:37.6	+03:50.5	10	19:26.9	+03:40.1	10	27:54.9	+04:09.0	10	36:18.7	+04:33.6	10	42:41.0	+04:36.0	9
Lap time	08:14.6	+51.4	9	07:49.3	+11.9	4	08:28.0	+32.8	6	08:23.8	+47.0	5	06:22.3	+21.0	5
Shooting time	01:08.5	+05.2	7	01:05.0	+04.2	5	01:06.6	+09.1	10	01:02.3	+08.3	8			
Track time	06:05.1	+09.4	4	06:35.8	+25.7	7	06:44.5	+33.5	8	06:45.3	+30.3	8	06:22.3	+21.0	5
Penalty time	01:01.0	+54.1	9	08.5	+00.8	4	36.9	+29.2	6	36.2	+29.0	5	04:22.4	+19.0	7
10	19	BACHER Jonas	2001		AUT - SC Leogang		0	3	4	2	9	42:45.8	12.25%		
Cumulative time	09:08.9	+01:21.8	4	18:15.1	+02:28.3	8	27:34.5	+03:48.6	9	36:18.2	+04:33.1	9	42:45.8	+04:40.8	10
Lap time	07:26.9	+03.7	3	09:06.2	+01:28.8	10	09:19.4	+01:24.2	10	08:43.7	+01:06.9	8	06:27.6	+26.3	7
Shooting time	01:05.4	+02.1	3	01:17.3	+16.5	10	01:06.7	+09.2	11	01:01.1	+07.1	6			
Track time	06:12.8	+17.1	8	06:28.3	+18.2	5	06:24.3	+13.3	2	06:44.0	+29.0	6	06:27.6	+26.3	7
Penalty time	08.7	+01.8	4	01:20.6	+01:12.9	11	01:48.4	+01:40.7	11	58.6	+51.4	7	04:30.5	+27.1	8





Verfolgung - 24.01.2021

ÖSTERREICHISCHE STAATSMEISTERSCHAFTEN




Hochfilzen, AUT

Junioren 22 männlich

Analytical result

12,5km (5 x 2,5 km)

Rk	#	Name	Nat. - Club		L	L	S	S	T	Time	% Difference
Description	Lap 1		Lap 2		Lap 3		Lap 4		Lap 5		Total
11	31	SPRAKE Alfie	2001 GBR		3	2	2	4	11	53:31.4	40.53%
Cumulative time	16:19.7	+08:32.6 11	26:06.5	+10:19.7 11	35:38.6	+11:52.7 11	46:12.3	+14:27.2 11	53:31.4	+15:26.4 11	
Lap time	09:42.7	+02:19.5 11	09:46.8	+02:09.4 11	09:32.1	+01:36.9 11	10:33.7	+02:56.9 11	07:19.1	+01:17.8 11	
Shooting time	01:27.0	+23.7 11	01:21.7	+20.9 11	01:05.7	+08.2 9	01:04.6	+10.6 11			04:59.0 +55.6 11
Track time	06:41.5	+45.8 11	07:18.1	+01:08.0 11	07:16.9	+01:05.9 11	07:24.5	+01:09.5 11	07:19.1	+01:17.8 11	36:00.1 +05:27.0 11
Penalty time	01:34.2	+01:27.3 11	01:07.0	+59.3 10	01:09.5	+01:01.8 9	02:04.6	+01:57.4 11			





Verfolgung - 24.01.2021

ÖSTERREICHISCHE STAATSMEISTERSCHAFTEN




Hochfilzen, AUT

Männer

Analytical result

12,5km (5 x 2,5 km)

Rk	#	Name	Nat. - Club		L	L	S	S	T	Time	% Difference							
Description	Lap 1		Lap 2		Lap 3		Lap 4		Lap 5		Total							
1	9	NUSS Alexander	1982		AUT - Heeressportverein Hochfilzen					0	1	2	1	4	39:02.4	0.00%		
Cumulative time	07:42.2	1	15:46.2	1	24:17.6	1	32:38.6	1	39:02.4	1								
Lap time	07:42.2	1	08:04.0	1	08:31.4	1	08:21.0	1	06:23.8	1								
Shooting time	59.0	1	01:07.5	1	01:01.7	1	56.8	1		1					04:05.0	1		
Track time	06:35.2	1	06:21.7	1	06:29.9	1	06:49.1	1	06:23.8	1					32:39.7	1		
Penalty time	08.0	1	34.8	1	59.8	1	35.1	1		1								
2	30	WEBB Marcus	1995		GBR					2	2	3	4	11	49:24.3	26.56%		
Cumulative time	13:55.7	+06:13.5	2	23:05.7	+07:19.5	2	32:42.1	+08:24.5	2	42:43.5	+10:04.9	2	49:24.3	+10:21.9	2			
Lap time	09:22.7	+01:40.5	2	09:10.0	+01:06.0	2	09:36.4	+01:05.0	2	10:01.4	+01:40.4	2	06:40.8	+17.0	2			
Shooting time	01:26.3	+27.3	2	01:15.0	+07.5	2	01:10.1	+08.4	2	01:06.9	+10.1	2				04:58.3	+53.3	2
Track time	06:56.0	+20.8	2	06:54.7	+33.0	2	06:58.9	+29.0	2	07:00.5	+11.4	2	06:40.8	+17.0	2	34:30.9	+01:51.2	2
Penalty time	01:00.4	+52.4	2	01:00.3	+25.5	2	01:27.4	+27.6	2	01:54.0	+01:18.9	2						





Verfolgung - 24.01.2021



ÖSTERREICHISCHE STAATSMEISTERSCHAFTEN


Hochfilzen, AUT

Jugend 17 männlich

Analytical result

10km (5 x 2 km)

Rk	#	Name	Nat. - Club		L	L	S	S	T	Time	% Difference				
Description	Lap 1		Lap 2		Lap 3		Lap 4		Lap 5		Total				
1	6	GLASSER Daniel	2004		AUT - Wsv Sparkasse Bad Ischl					33:21.0	0.00%				
Cumulative time	06:55.6	+24.7	3	13:38.6	1	20:30.8	1	28:01.3	1	33:21.0					
Lap time	06:53.6	+26.7	5	06:43.0	1	06:52.2	1	07:30.5	+41.1	3	05:19.7	+24.6	3		
Shooting time	01:02.3	+01.9	2	01:06.2	+02.3	2	52.4	1	55.9	1					
Track time	04:52.6	+03.4	2	05:28.7	+26.1	4	05:24.5	+13.9	3	05:33.3	+27.8	4	05:19.7	+24.6	3
Penalty time	58.7	+49.3	6	08.1	+00.4	2	35.3	1	01:01.3	+52.5	3				
2	7	GANNER Tobias	2004		AUT - Turn- U. Su Raika Obertilliach					34:48.0	4.35%				
Cumulative time	06:30.9		1	14:28.1	+49.5	3	21:58.2	+01:27.4	3	29:52.9	+01:51.6	3	34:48.0	+01:27.0	2
Lap time	06:26.9		1	07:57.2	+01:14.2	8	07:30.1	+37.9	5	07:54.7	+01:05.3	4	04:55.1		1
Shooting time	01:07.2	+06.8	4	01:12.7	+08.8	8	01:01.5	+09.1	4	01:05.7	+09.8	7			
Track time	04:49.2		1	05:02.6		1	05:10.6		1	05:05.5		1	04:55.1		1
Penalty time	30.5	+21.1	2	01:41.9	+01:34.2	8	01:18.0	+42.7	6	01:43.5	+01:34.7	7			
3	2	SCHOBER Julian	2004		AUT - Su Windischgarsten - Biathlon					34:56.1	4.75%				
Cumulative time	06:43.5	+12.6	2	13:40.8	+02.2	2	20:57.3	+26.5	2	29:42.8	+01:41.5	2	34:56.1	+01:35.1	3
Lap time	06:43.5	+16.6	3	06:57.3	+14.3	3	07:16.5	+24.3	4	08:45.5	+01:56.1	8	05:13.3	+18.2	2
Shooting time	01:14.5	+14.1	8	01:09.0	+05.1	3	55.3	+02.9	2	01:03.1	+07.2	5			
Track time	04:53.9	+04.7	3	05:14.2	+11.6	2	05:20.9	+10.3	2	05:22.3	+16.8	2	05:13.3	+18.2	2
Penalty time	35.1	+25.7	5	34.1	+26.4	3	01:00.3	+25.0	4	02:20.1	+02:11.3	8			
4	17	LIENBACHER Nathan	2004		AUT - HSV Saalfelden					35:45.2	7.20%				
Cumulative time	07:58.4	+01:27.5	5	15:01.7	+01:23.1	4	22:16.4	+01:45.6	4	30:16.5	+02:15.2	4	35:45.2	+02:24.2	4
Lap time	06:35.4	+08.5	2	07:03.3	+20.3	4	07:14.7	+22.5	3	08:00.1	+01:10.7	6	05:28.7	+33.6	7
Shooting time	01:00.4		1	01:03.9		1	01:07.3	+14.9	6	01:01.8	+05.9	3			
Track time	05:01.4	+12.2	4	05:23.9	+21.3	3	05:30.9	+20.3	5	05:30.3	+24.8	3	05:28.7	+33.6	7
Penalty time	33.6	+24.2	3	35.5	+27.8	4	36.5	+01.2	3	01:28.0	+01:19.2	5			
5	13	HOFER Gabriel	2004		AUT - Heeressportverein Hochfilzen					35:59.4	7.90%				
Cumulative time	08:01.2	+01:30.3	6	15:24.3	+01:45.7	6	23:43.1	+03:12.3	6	30:32.5	+02:31.2	5	35:59.4	+02:38.4	5
Lap time	07:16.2	+49.3	7	07:23.1	+40.1	5	08:18.8	+01:26.6	7	06:49.4		1	05:26.9	+31.8	6
Shooting time	01:05.9	+05.5	3	01:09.9	+06.0	5	01:11.0	+18.6	7	01:02.2	+06.3	4			
Track time	05:10.5	+21.3	5	05:36.8	+34.2	7	05:38.2	+27.6	7	05:38.4	+32.9	5	05:26.9	+31.8	5
Penalty time	59.8	+50.4	7	36.4	+28.7	5	01:29.6	+54.3	7	08.8		1			
6	11	DURIE Joshua	2004		AUT - Schiklub Saalfelden					36:03.3	8.10%				
Cumulative time	07:27.0	+56.1	4	15:11.3	+01:32.7	5	22:24.6	+01:53.8	5	30:37.5	+02:36.2	6	36:03.3	+02:42.3	6
Lap time	06:56.0	+29.1	6	07:44.3	+01:01.3	6	07:13.3	+21.1	2	08:12.9	+01:23.5	7	05:25.8	+30.7	4
Shooting time	01:11.4	+11.0	6	01:09.7	+05.8	4	01:00.2	+07.8	3	01:01.1	+05.2	2			
Track time	05:10.7	+21.5	6	05:32.9	+30.3	6	05:37.7	+27.1	6	05:40.2	+34.7	7	05:25.8	+30.7	4
Penalty time	33.9	+24.5	4	01:01.7	+54.0	6	35.4	+00.1	2	01:31.6	+01:22.8	6			
7	18	WENZEL Florian	2004		AUT - ASKOE Villach					37:42.8	13.04%				
Cumulative time	09:57.1	+03:26.2	8	16:46.9	+03:08.3	8	24:20.3	+03:49.5	7	32:15.9	+04:14.6	7	37:42.8	+04:21.8	7
Lap time	08:27.1	+02:00.2	8	06:49.8	+06.8	2	07:33.4	+41.2	6	07:55.6	+01:06.2	5	05:26.9	+31.8	5
Shooting time	01:10.3	+09.9	5	01:12.5	+08.6	7	01:01.8	+09.4	5	01:07.0	+11.1	8			
Track time	05:14.5	+25.3	7	05:29.6	+27.0	5	05:28.6	+18.0	4	05:38.7	+33.2	6	05:26.9	+31.8	6
Penalty time	02:02.3	+01:52.9	8	07.7		1	01:03.0	+27.7	5	01:09.9	+01:01.1	4			
8	21	GEIGER Niklas	2004		AUT - SC Egg					38:04.0	14.14%				
Cumulative time	08:43.9	+02:13.0	7	16:40.0	+03:01.4	7	25:03.9	+04:33.1	8	32:32.2	+04:30.9	8	38:04.0	+04:43.0	8
Lap time	06:46.9	+20.0	4	07:56.1	+01:13.1	7	08:23.9	+01:31.7	8	07:28.3	+38.9	2	05:31.8	+36.7	8
Shooting time	01:11.6	+11.2	7	01:10.4	+06.5	6	01:11.5	+19.1	8	01:05.6	+09.7	6			
Track time	05:25.9	+36.7	8	05:39.9	+37.3	8	05:41.1	+30.5	8	05:43.8	+38.3	8	05:31.8	+36.7	8
Penalty time	09.4		1	01:05.8	+58.1	7	01:31.3	+56.0	8	38.9	+30.1	2			





Verfolgung - 24.01.2021



ÖSTERREICHISCHE STAATSMEISTERSCHAFTEN


Hochfilzen, AUT

Jugend 16 männlich

Analytical result

7,5km (5 x 1,5 km)

Rk	#	Name	Nat. - Club		L	L	S	S	T	Time	% Difference				
Description	Lap 1		Lap 2		Lap 3		Lap 4		Lap 5		Total				
1	5	RITTER Paul	2005		AUT - Kitzbüheler Ski Club		1	2	1	1	5	25:49.0	0.00%		
Cumulative time	05:03.1	+03.3	1	10:58.4	1	16:27.5	1	21:52.1	1	25:49.0					
Lap time	05:02.1		1	05:55.3	+35.3	3	05:29.1	+02.8	2	05:24.6	1	03:56.9	+11.4	7	
Shooting time	51.8		1	56.5		1	52.8		1	49.7	1				
Track time	03:34.5	+01.4	3	03:54.8	+07.5	5	03:58.9	+09.0	5	03:58.2	+06.6	5	03:56.9	+11.4	7
Penalty time	35.8	+03.2	3	01:04.0	+56.0	5	37.4	+04.6	2	36.7	+29.0	4			
2	3	PROSSER Mathias	2005		AUT - Kitzbüheler Ski Club		1	3	1	2	7	26:40.4	3.29%		
Cumulative time	05:06.4	+03.3	2	11:28.9	+30.5	2	16:55.2	+27.7	2	22:49.1	+57.0	2	26:40.4		
Lap time	05:06.4	+04.3	2	06:22.5	+01:02.5	4	05:26.3		1	05:53.9	+29.3	6	03:51.3	+05.8	2
Shooting time	58.8	+07.0	2	01:06.7	+10.2	3	01:00.8	+08.0	3	01:01.8	+12.1	4			
Track time	03:35.0	+01.9	4	03:52.3	+05.0	3	03:52.7	+02.8	3	03:54.5	+02.9	2	03:51.3	+05.8	2
Penalty time	32.6		1	01:23.5	+01:15.5	7	32.8		1	57.6	+49.9	5			
3	10	WEIGL Alexander	2005		AUT - Su Windischgarsten - Biathlon		2	1	3	1	7	27:45.1	7.49%		
Cumulative time	06:09.7	+01:06.6	3	11:44.8	+46.4	3	18:09.7	+01:42.2	3	23:53.5	+02:01.4	3	27:45.1	+01:56.1	3
Lap time	05:39.7	+37.6	3	05:35.1	+15.1	2	06:24.9	+58.6	8	05:43.8	+19.2	4	03:51.6	+06.1	4
Shooting time	01:08.8	+17.0	5	01:10.9	+14.4	5	01:08.0	+15.2	7	01:14.2	+24.5	8			
Track time	03:33.1		1	03:51.1	+03.8	2	03:52.3	+02.4	2	03:54.9	+03.3	3	03:51.6	+06.1	4
Penalty time	57.8	+25.2	4	33.1	+25.1	2	01:24.6	+51.8	9	34.7	+27.0	2			
4	14	URAIN Maximilian	2005		AUT - WSV Ramsau/Dachstein		2	4	2	1	9	28:59.6	12.27%		
Cumulative time	06:39.3	+01:36.2	4	13:32.5	+02:34.1	4	19:33.6	+03:06.1	4	25:14.1	+03:22.0	4	28:59.6	+03:10.6	4
Lap time	05:42.3	+40.2	4	06:53.2	+01:33.2	9	06:01.1	+34.8	4	05:40.5	+15.9	3	03:45.5		1
Shooting time	01:02.5	+10.7	3	01:06.7	+10.2	2	01:02.3	+09.5	5	01:06.2	+16.5	5			
Track time	03:41.0	+07.9	6	03:53.6	+06.3	4	03:58.3	+08.4	4	03:58.8	+07.2	6	03:45.5		1
Penalty time	58.8	+26.2	5	01:52.9	+01:44.9	9	01:00.5	+27.7	4	35.5	+27.8	3			
5	15	GRUBMUELLER Jakob	2005		AUT - Asvö SC Höhnhart		1	2	3	0	6	29:53.1	15.75%		
Cumulative time	06:53.7	+01:50.6	5	13:42.9	+02:44.5	5	20:25.4	+03:57.9	6	25:58.5	+04:06.4	5	29:53.1	+04:04.1	5
Lap time	05:47.7	+45.6	5	06:49.2	+01:29.2	8	06:42.5	+01:16.2	9	05:33.1	+08.5	2	03:54.6	+09.1	5
Shooting time	01:24.9	+33.1	9	01:47.7	+51.2	9	01:13.3	+20.5	9	01:12.6	+22.9	6			
Track time	03:50.1	+17.0	8	04:03.2	+15.9	8	04:06.1	+16.2	8	04:12.8	+21.2	9	03:54.6	+09.1	5
Penalty time	32.7	+00.1	2	58.3	+50.3	3	01:23.1	+50.3	7	07.7		1			
6	25	DANKL Thomas	2005		AUT - SCHIKLUB MARIA ALM		3	0	2	2	7	30:06.8	16.59%		
Cumulative time	08:32.3	+03:29.2	6	13:52.3	+02:53.9	6	19:59.9	+03:32.4	5	26:07.4	+04:15.3	6	30:06.8	+04:17.8	6
Lap time	06:19.3	+01:17.2	7	05:20.0		1	06:07.6	+41.3	5	06:07.5	+42.9	7	03:59.4	+13.9	8
Shooting time	01:13.6	+21.8	6	01:10.5	+14.0	4	59.5	+06.7	2	57.5	+07.8	2			
Track time	03:40.2	+07.1	5	04:01.5	+14.2	7	04:04.9	+15.0	7	04:06.7	+15.1	7	03:59.4	+13.9	8
Penalty time	01:25.5	+52.9	7	08.0		1	01:03.2	+30.4	5	01:03.3	+55.6	8			
7	23	MARCHL Thomas	2005		AUT - Skiklub Kuchl		4	3	3	2	12	31:14.6	20.98%		
Cumulative time	08:50.7	+03:47.6	8	15:16.5	+04:18.1	8	21:33.3	+05:05.8	8	27:23.0	+05:30.9	7	31:14.6	+05:25.6	7
Lap time	06:44.7	+01:42.6	9	06:25.8	+01:05.8	6	06:16.8	+50.5	7	05:49.7	+25.1	5	03:51.6	+06.1	3
Shooting time	01:23.4	+31.6	8	01:15.2	+18.7	7	01:02.3	+09.5	4	58.8	+09.1	3			
Track time	03:33.4	+00.3	2	03:47.3		1	03:49.9		1	03:51.6		1	03:51.6	+06.1	3
Penalty time	01:47.9	+01:15.3	9	01:23.3	+01:15.3	6	01:24.6	+51.8	8	59.3	+51.6	6			
8	26	DEMMELEBAUER Thomas	2005		AUT - Schiklub Saalfelden		2	2	1	2	7	31:42.3	22.79%		
Cumulative time	08:50.2	+03:47.1	7	15:15.0	+04:16.6	7	21:01.7	+04:34.2	7	27:28.6	+05:36.5	8	31:42.3	+05:53.3	8
Lap time	06:02.2	+01:00.1	6	06:24.8	+01:04.8	5	05:46.7	+20.4	3	06:26.9	+01:02.3	8	04:13.7	+28.2	9
Shooting time	01:04.8	+13.0	4	01:12.8	+16.3	6	01:02.5	+09.7	6	01:14.2	+24.5	7			
Track time	03:53.3	+20.2	9	04:10.8	+23.5	9	04:06.7	+16.8	9	04:09.9	+18.3	8	04:13.7	+28.2	9
Penalty time	01:04.1	+31.5	6	01:01.2	+53.2	4	37.5	+04.7	3	01:02.8	+55.1	7			
9	29	JENNEWEIN Paul	2005		AUT - Nordic Team Absam		3	3	2	3	11	34:36.3	34.02%		
Cumulative time	11:00.4	+05:57.3	9	17:47.3	+06:48.9	9	23:59.4	+07:31.9	9	30:41.3	+08:49.2	9	34:36.3	+08:47.3	9
Lap time	06:33.4	+01:31.3	8	06:46.9	+01:26.9	7	06:12.1	+45.8	6	06:41.9	+01:17.3	9	03:55.0	+09.5	6
Shooting time	01:21.9	+30.1	7	01:19.6	+23.1	8	01:09.7	+16.9	8	01:16.0	+26.3	9			
Track time	03:42.8	+09.7	7	03:58.4	+11.1	6	03:59.2	+09.3	6	03:56.1	+04.5	4	03:55.0	+09.5	6
Penalty time	01:28.7	+56.1	8	01:28.9	+01:20.9	8	01:03.2	+30.4	6	01:29.8	+01:22.1	9			





Verfolgung - 24.01.2021

ÖSTERREICHISCHE STAATSMEISTERSCHAFTEN




Hochfilzen, AUT

Junioren 22 weiblich

Analytical result

10km (5 x 2 km)

Rk	#	Name	Nat. - Club		L	L	S	S	T	Time	% Difference		
Description	Lap 1		Lap 2		Lap 3		Lap 4		Lap 5		Total		
1	4	ZORMANN Hanna	2001		AUT - USC Lilienfeld		1	1	0	0	2	36:36.6	0.00%
Cumulative time	07:38.8	1	15:37.9	1	23:01.5	1	30:31.7	1	36:36.6	1			
Lap time	07:38.8	1	07:59.1	1	07:23.6	1	07:30.2	1	06:04.9	1			
Shooting time	01:05.9	1	01:09.2	1	01:03.2	1	01:02.7	1			04:21.0	1	
Track time	05:52.3	1	06:09.6	1	06:11.6	1	06:17.4	1	06:04.9	1	30:35.8	1	
Penalty time	40.6	1	40.3	1	08.8	1	10.1	1					





Verfolgung - 24.01.2021



ÖSTERREICHISCHE STAATSMEISTERSCHAFTEN


Hochfilzen, AUT

Jugend 19 männlich

Analytical result

10km (5 x 2 km)

Rk	#	Name	Nat. - Club		L	L	S	S	T	Time	% Difference		
Description	Lap 1		Lap 2		Lap 3		Lap 4		Lap 5		Total		
1	36	HASLINGER Lukas	2003		AUT - HSV Saalfelden		1	2	0	2	5	30:52.1	0.00%
Cumulative time	06:19.9	+00.7	2	13:17.4	+01.1	3	19:21.9	+01.1	4	26:09.5	+01.1	30:52.1	
Lap time	06:13.9	+21.6	6	06:57.5	+49.7	9	06:04.5		1	06:47.6	+37.6	04:42.6	
Shooting time	01:01.1	+04.0	3	01:03.9	+05.7	4	01:01.7	+06.8	7	01:00.1	+06.8		
Track time	04:39.3	+01.5	2	04:55.3	+00.7	2	04:55.4		1	04:50.9		04:06.8	+13.7
Penalty time	33.5	+26.0	10	58.3	+50.8	10	07.4		1	56.6	+49.8	24:03.5	1
2	39	FEUERSINGER Jakob	2002		AUT - SKIKLUB BRUCK		0	1	2	0	3	31:10.6	0.97%
Cumulative time	06:42.7	+23.5	3	13:18.5	+01.1	3	20:06.9	+45.0	2	26:16.9	+07.4	31:10.6	
Lap time	05:53.7	+01.4	2	06:35.8	+28.0	2	06:48.4	+43.9	6	06:10.0		04:53.7	+11.1
Shooting time	57.1		1	01:04.1	+05.9	6	54.9		1	57.4	+04.1		
Track time	04:49.0	+11.2	10	04:58.8	+04.2	5	04:58.1	+02.7	3	05:05.8	+14.9	04:53.7	+11.1
Penalty time	07.6	+00.1	2	32.9	+25.4	2	55.4	+48.0	7	06.8		24:45.4	+41.9
3	47	SALZMANN Jan	2002		AUT - Skiklub Bad Gastein		0	0	1	1	2	31:47.2	2.97%
Cumulative time	07:22.3	+01:03.1	5	13:30.1	+12.7	4	20:12.7	+50.8	3	26:53.8	+44.3	31:47.2	
Lap time	05:52.3		1	06:07.8		1	06:42.6	+38.1	5	06:41.1	+31.1	04:53.4	+10.8
Shooting time	59.5	+02.4	2	01:00.1	+01.9	2	01:02.3	+07.4	8	01:02.5	+09.2		
Track time	04:44.9	+07.1	6	05:00.2	+05.6	8	05:04.5	+09.1	6	05:06.9	+16.0	04:53.4	+10.8
Penalty time	07.9	+00.4	3	07.5		1	35.8	+28.4	6	31.7	+24.9	24:49.9	+46.4
4	43	KIENESBERGER Leon	2002		AUT - Sv Unterach		0	1	1	0	2	32:00.7	3.67%
Cumulative time	07:13.5	+54.3	4	13:51.2	+33.8	5	20:42.4	+01:20.5	4	27:01.3	+51.8	32:00.7	
Lap time	06:01.5	+09.2	3	06:37.7	+29.9	3	06:51.2	+46.7	7	06:18.9	+08.9	04:59.4	+16.8
Shooting time	01:05.2	+08.1	8	01:05.7	+07.5	11	01:06.2	+11.3	10	55.0	+01.7		
Track time	04:48.4	+10.6	9	04:58.8	+04.2	6	05:11.0	+15.6	10	05:16.2	+25.3	04:59.4	+16.8
Penalty time	07.9	+00.4	4	33.2	+25.7	3	34.0	+26.6	3	07.7	+00.9	25:13.8	+01:10.3
5	32	MÜLLAUER Fabian	2003		AUT - HSV Saalfelden		1	2	4	4	11	33:29.3	8.48%
Cumulative time	06:19.2		1	13:18.0	+00.6	2	20:54.7	+01:32.8	5	28:36.9	+02:27.4	33:29.3	
Lap time	06:19.2	+26.9	7	06:58.8	+51.0	10	07:36.7	+01:32.2	12	07:42.2	+01:32.2	04:52.4	+09.8
Shooting time	01:01.2	+04.1	4	01:03.3	+05.1	3	55.3	+00.4	2	53.3			
Track time	04:44.6	+06.8	5	04:57.2	+02.6	3	04:57.7	+02.3	2	05:03.2	+12.3	04:52.4	+09.8
Penalty time	33.4	+25.9	9	58.3	+50.8	11	01:43.7	+01:36.3	15	01:45.7	+01:38.9	24:35.1	+31.6
6	51	STANGL Marcus	2003		AUT - Asvö Sc Raiffeisen Admont-Hal		0	2	1	2	5	33:59.6	10.10%
Cumulative time	08:10.2	+01:51.0	6	15:15.6	+01:58.2	6	21:53.5	+02:31.6	6	28:58.1	+02:48.6	33:59.6	
Lap time	06:08.2	+15.9	4	07:05.4	+57.6	11	06:37.9	+33.4	4	07:04.6	+54.6	05:01.5	+18.9
Shooting time	01:04.8	+07.7	7	01:04.8	+06.6	8	59.5	+04.6	5	01:00.4	+07.1		
Track time	04:55.1	+17.3	11	05:01.8	+07.2	9	05:04.2	+08.8	5	05:04.4	+13.5	05:01.5	+18.9
Penalty time	08.3	+00.8	6	58.8	+51.3	12	34.2	+26.8	4	59.8	+53.0	25:07.0	+01:03.5
7	57	DANKL Stefan	2003		AUT - Skiklub Maishofen		0	1	2	2	5	34:46.0	12.63%
Cumulative time	08:46.5	+02:27.3	7	15:36.6	+02:19.2	7	22:44.8	+03:22.9	7	29:52.1	+03:42.6	34:46.0	
Lap time	06:09.5	+17.2	5	06:50.1	+42.3	5	07:08.2	+01:03.7	8	07:07.3	+57.3	04:53.9	+11.3
Shooting time	01:03.1	+06.0	6	01:05.5	+07.3	10	01:01.6	+06.7	6	57.9	+04.6		
Track time	04:58.3	+20.5	12	05:10.3	+15.7	11	05:09.2	+13.8	9	05:12.1	+21.2	04:53.9	+11.3
Penalty time	08.1	+00.6	5	34.3	+26.8	5	57.4	+50.0	9	57.3	+50.5	25:23.8	+01:20.3
8	66	GÖSWEINER Hannes	2002		AUT - Su Windschgarsten - Biathlon		1	1	0	1	3	35:55.4	16.36%
Cumulative time	10:08.1	+03:48.9	13	17:05.1	+03:47.7	12	23:32.6	+04:10.7	8	30:38.4	+04:28.9	35:55.4	
Lap time	06:37.1	+44.8	11	06:57.0	+49.2	8	06:27.5	+23.0	2	07:05.8	+55.8	05:17.0	+34.4
Shooting time	01:03.0	+05.9	5	01:04.0	+05.8	5	01:07.6	+12.7	11	01:02.1	+08.8		
Track time	04:58.5	+20.7	13	05:18.2	+23.6	15	05:11.0	+15.6	11	05:27.1	+36.2	05:17.0	+34.4
Penalty time	35.6	+28.1	11	34.8	+27.3	7	08.9	+01.5	2	36.6	+29.8	26:11.8	+02:08.3
9	65	STEINER Raphael	2002		AUT - Sportclub Steinach		1	2	3	1	7	36:25.3	17.98%
Cumulative time	09:43.6	+03:24.4	9	17:02.5	+03:45.1	10	24:40.5	+05:18.6	13	31:27.3	+05:17.8	36:25.3	
Lap time	06:20.6	+28.3	8	07:18.9	+01:11.1	12	07:38.0	+01:33.5	13	06:46.8	+36.8	04:58.0	+15.4
Shooting time	01:10.9	+13.8	10	01:26.0	+27.8	14	01:16.8	+21.9	15	01:08.3	+15.0		
Track time	04:37.8		1	04:58.3	+03.7	4	05:00.8	+05.4	4	05:05.2	+14.3	04:58.0	+15.4
Penalty time	31.9	+24.4	7	54.6	+47.1	9	01:20.4	+01:13.0	13	33.3	+26.5	24:40.1	+36.6
10	61	NEUMAYR David	2002		AUT - HSV Saalfelden		2	3	1	3	9	36:54.1	19.55%
Cumulative time	09:55.8	+03:36.6	10	17:28.2	+04:10.8	14	24:05.8	+04:43.9	9	31:51.4	+05:41.9	36:54.1	
Lap time	06:47.8	+55.5	12	07:32.4	+01:24.6	14	06:37.6	+33.1	3	07:45.6	+01:35.6	05:02.7	+20.1
Shooting time	01:10.2	+13.1	9	01:09.7	+11.5	13	57.5	+02.6	3	01:10.8	+17.5		
Track time	04:39.7	+01.9	3	04:59.4	+04.8	7	05:05.6	+10.2	8	05:11.3	+20.4	05:02.7	+20.1
Penalty time	57.9	+50.4	14	01:23.3	+01:15.8	14	34.5	+27.1	5	01:23.5	+01:16.7	24:58.7	+55.2





Verfolgung - 24.01.2021



ÖSTERREICHISCHE STAATSMEISTERSCHAFTEN


Hochfilzen, AUT

Jugend 19 männlich

Analytical result

10km (5 x 2 km)

Rk	#	Name	Nat. - Club										L	L	S	S	T	Time	% Difference					
Description	Lap 1		Lap 2			Lap 3			Lap 4		Lap 5			Total										
11	63	GANNER Florian	2002										AUT - Turn- U. Su Raika Obertilliach					2	3	2	3	10	36:56.5	19.65%
Cumulative time	09:59.7	+03:40.5	11	17:20.9	+04:03.5	13	24:31.4	+05:09.5	12	32:00.0	+05:50.5	11	36:56.5	+06:04.4	11									
Lap time	06:48.7	+56.4	13	07:21.2	+01:13.4	13	07:10.5	+01:06.0	10	07:28.6	+01:18.6	9	04:56.5	+13.9	6									
Shooting time	01:11.5	+14.4	13	01:05.4	+07.2	9	01:10.0	+15.1	13	01:06.7	+13.4	11							04:33.6	+40.5	11			
Track time	04:42.6	+04.8	4	04:54.6		1	05:04.7	+09.3	7	05:00.4	+09.5	2	04:56.5	+13.9	6				24:38.8	+35.3	3			
Penalty time	54.6	+47.1	12	01:21.2	+01:13.7	13	55.8	+48.4	8	01:21.5	+01:14.7	9												
12	68	DOMES Andreas	2003										AUT - WSV Schladming					0	1	2	3	6	37:26.1	21.27%
Cumulative time	10:16.7	+03:57.5	15	16:59.9	+03:42.5	9	24:10.3	+04:48.4	10	32:03.2	+05:53.7	12	37:26.1	+06:34.0	12									
Lap time	06:24.7	+32.4	9	06:43.2	+35.4	4	07:10.4	+01:05.9	9	07:52.9	+01:42.9	12	05:22.9	+40.3	14									
Shooting time	01:14.9	+17.8	14	58.2		1	57.6	+02.7	4	57.7	+04.4	4							04:08.4	+15.3	6			
Track time	05:02.3	+24.5	14	05:10.8	+16.2	12	05:13.6	+18.2	12	05:25.9	+35.0	13	05:22.9	+40.3	14				26:15.5	+02:12.0	14			
Penalty time	07.5		1	34.2	+26.7	4	59.2	+51.8	10	01:29.3	+01:22.5	11												
13	60	PERNER Jakob	2003										AUT - Usc Altenmarkt/Zauchensee					1	1	2	5	9	38:30.4	24.73%
Cumulative time	10:02.2	+03:43.0	12	16:57.1	+03:39.7	8	24:26.1	+05:04.2	11	33:22.2	+07:12.7	13	38:30.4	+07:38.3	13									
Lap time	07:14.2	+01:21.9	15	06:54.9	+47.1	7	07:29.0	+01:24.5	11	08:56.1	+02:46.1	15	05:08.2	+25.6	11									
Shooting time	01:11.5	+14.4	12	01:09.3	+11.1	12	01:08.2	+13.3	12	01:14.0	+20.7	15							04:43.0	+49.9	13			
Track time	05:04.8	+27.0	15	05:10.9	+16.3	13	05:19.8	+24.4	13	05:14.6	+23.7	10	05:08.2	+25.6	11				25:58.3	+01:54.8	11			
Penalty time	57.9	+50.4	13	34.7	+27.2	6	01:01.0	+53.6	11	02:27.5	+02:20.7	15												
14	62	LIENBACHER Oliver	2002										AUT - HSV Saalfelden					2	1	2	3	8	38:51.2	25.86%
Cumulative time	10:13.4	+03:54.2	14	17:04.6	+03:47.2	11	25:06.3	+05:44.4	14	33:29.8	+07:20.3	14	38:51.2	+07:59.1	14									
Lap time	07:02.4	+01:10.1	14	06:51.2	+43.4	6	08:01.7	+01:57.2	15	08:23.5	+02:13.5	13	05:21.4	+38.8	13									
Shooting time	01:16.2	+19.1	15	01:04.4	+06.2	7	01:02.4	+07.5	9	01:11.9	+18.6	14							04:34.9	+41.8	12			
Track time	04:46.7	+08.9	8	05:12.0	+17.4	14	05:27.2	+31.8	15	05:36.7	+45.8	15	05:21.4	+38.8	13				26:24.0	+02:20.5	15			
Penalty time	59.5	+52.0	15	34.8	+27.3	8	01:32.1	+01:24.7	14	01:34.9	+01:28.1	12												
15	64	LANGEGGER David	2003										AUT - SCHIKLUB MARIA ALM					1	3	2	4	10	39:12.7	27.00%
Cumulative time	09:42.5	+03:23.3	8	17:43.4	+04:26.0	15	25:23.3	+06:01.4	15	33:47.7	+07:38.2	15	39:12.7	+08:20.6	15									
Lap time	06:28.5	+36.2	10	08:00.9	+01:53.1	15	07:39.9	+01:35.4	14	08:24.4	+02:14.4	14	05:25.0	+42.4	15									
Shooting time	01:11.2	+14.1	11	01:26.8	+28.6	15	01:13.4	+18.5	14	01:04.3	+11.0	10							04:55.7	+01:02.6	14			
Track time	04:45.2	+07.4	7	05:09.7	+15.1	10	05:25.2	+29.8	14	05:22.3	+31.4	12	05:25.0	+42.4	15				26:07.4	+02:03.9	12			
Penalty time	32.1	+24.6	8	01:24.4	+01:16.9	15	01:01.3	+53.9	12	01:57.8	+01:51.0	14												





Verfolgung - 24.01.2021

ÖSTERREICHISCHE STAATSMEISTERSCHAFTEN




Hochfilzen, AUT

Jugend 19 weiblich

Analytical result

7,5km (5 x 1,5 km)

Rk	#	Name	Nat. - Club		L	L	S	S	T	Time	% Difference				
Description	Lap 1		Lap 2		Lap 3		Lap 4		Lap 5		Total				
1	42	ANDEXER Anna	2003		AUT - Schiklub Saalfelden		1	0	1	4	6	28:17.7	0.00%		
Cumulative time	06:32.1	+01:17.0	3	11:45.5	1	17:24.8	1	24:20.7	1	28:17.7					
Lap time	05:22.1	+07.0	2	05:13.4	1	05:39.3	+02.0	2	06:55.9	+42.2	9	03:57.0	+10.5	2	
Shooting time	01:03.6	+04.9	3	01:05.3	+03.7	2	01:01.9	+05.7	3	01:01.5	+03.0	2	04:12.3	+11.9	3
Track time	03:44.3		1	04:00.1		1	04:01.9		1	04:02.3		1	03:57.0	+10.5	2
Penalty time	34.2	+26.5	4	08.0		1	35.5	+26.9	3	01:52.1	+01:14.2	10			
2	33	WAGNER Lara	2002		AUT - Kitzbüheler Ski Club		0	3	1	3	7	28:18.1	0.06%		
Cumulative time	05:15.1		1	11:59.2	+13.7	2	17:50.2	+25.4	2	24:31.6	+10.9	2	28:18.1	+00.4	2
Lap time	05:15.1		1	06:44.1	+01:30.7	10	05:51.0	+13.7	3	06:41.4	+27.7	7	03:46.5		1
Shooting time	01:15.2	+16.5	10	01:16.6	+15.0	9	01:11.1	+14.9	10	01:15.8	+17.3	10	04:58.7	+58.3	10
Track time	03:51.0	+06.7	3	04:01.7	+01.6	2	04:06.1	+04.2	3	04:03.3	+01.0	2	03:46.5		1
Penalty time	08.9	+01.2	3	01:25.8	+01:17.8	10	33.8	+25.2	2	01:22.3	+44.4	6	19:48.6	+03.0	2
3	40	MELLITZER Victoria	2002		AUT - Kitzbüheler Ski Club		1	2	1	2	6	29:33.0	4.48%		
Cumulative time	06:29.1	+01:14.0	2	12:43.8	+58.3	3	18:41.4	+01:16.6	3	25:20.2	+59.5	3	29:33.0	+01:15.3	3
Lap time	05:34.1	+19.0	5	06:14.7	+01:01.3	5	05:57.6	+20.3	4	06:38.8	+25.1	5	04:12.8	+26.3	6
Shooting time	58.7		1	01:01.6		1	56.2		1	01:03.9	+05.4	4	04:00.4		1
Track time	03:58.4	+14.1	5	04:03.8	+03.7	3	04:19.2	+17.3	5	04:25.3	+23.0	6	04:12.8	+26.3	6
Penalty time	37.0	+29.3	6	01:09.3	+01:01.3	9	42.2	+33.6	6	01:09.6	+31.7	5	20:59.5	+01:13.9	5
4	44	PITZER Leonie	2002		AUT - WSV Ramsau/Dachstein		2	2	2	3	9	30:12.6	6.78%		
Cumulative time	07:09.1	+01:54.0	4	13:26.9	+01:41.4	4	19:30.8	+02:06.0	4	26:09.4	+01:48.7	4	30:12.6	+01:54.9	4
Lap time	05:51.1	+36.0	7	06:17.8	+01:04.4	6	06:03.9	+26.6	5	06:38.6	+24.9	4	04:03.2	+16.7	4
Shooting time	01:02.0	+03.3	2	01:09.3	+07.7	5	58.3	+02.1	2	58.5		1	04:08.1	+07.7	2
Track time	03:49.1	+04.8	2	04:06.2	+06.1	4	04:04.7	+02.8	2	04:11.6	+09.3	4	04:03.2	+16.7	4
Penalty time	01:00.0	+52.3	8	01:02.3	+54.3	6	01:00.9	+52.3	7	01:28.5	+50.6	8	20:14.8	+29.2	3
5	56	ANHAUS Wilma	2003		AUT - Usc-Neukirchen		1	1	3	3	8	31:42.5	12.08%		
Cumulative time	08:11.0	+02:55.9	5	14:09.8	+02:24.3	5	21:01.1	+03:36.3	5	27:43.3	+03:22.6	6	31:42.5	+03:24.8	5
Lap time	05:42.0	+26.9	6	05:58.8	+45.2	2	06:51.3	+01:14.0	9	06:42.2	+28.5	8	03:59.2	+12.7	3
Shooting time	01:12.0	+13.3	8	01:15.3	+13.7	8	01:07.2	+11.0	7	01:09.5	+11.0	9	04:44.0	+43.6	8
Track time	03:54.4	+10.1	4	04:07.3	+07.2	5	04:15.3	+13.4	4	04:09.0	+06.7	3	03:59.2	+12.7	3
Penalty time	35.6	+27.9	5	36.2	+28.2	2	01:28.8	+01:20.2	9	01:23.7	+45.8	7	20:25.2	+39.6	4
6	54	EMPL Marlies	2003		AUT - HSV Saalfelden		3	1	1	1	6	31:54.2	12.79%		
Cumulative time	09:00.9	+03:45.8	8	15:15.5	+03:30.0	8	21:22.9	+03:58.1	7	27:36.6	+03:15.9	5	31:54.2	+03:36.5	6
Lap time	06:52.9	+01:37.8	10	06:14.6	+01:01.2	4	06:07.4	+30.1	6	06:13.7		1	04:17.6	+31.1	8
Shooting time	01:07.2	+08.5	6	01:13.6	+12.0	6	01:03.0	+06.8	5	01:06.0	+07.5	5	04:29.8	+29.4	6
Track time	04:09.6	+25.3	8	04:22.0	+21.9	9	04:25.3	+23.4	8	04:29.8	+27.5	8	04:17.6	+31.1	8
Penalty time	01:36.1	+01:28.4	9	39.0	+31.0	4	39.1	+30.5	4	37.9		1	21:44.3	+01:58.7	9
7	59	KAPELLER Magdalena	2003		AUT - Wsv St.Jakob I.H.		0	2	2	2	6	32:25.2	14.61%		
Cumulative time	08:14.0	+02:58.9	6	14:53.2	+03:07.7	6	21:31.0	+04:06.2	8	28:06.9	+03:46.2	7	32:25.2	+04:07.5	7
Lap time	05:26.0	+10.9	4	06:39.2	+01:25.8	9	06:37.8	+01:00.5	8	06:35.9	+22.2	3	04:18.3	+31.8	9
Shooting time	01:12.8	+14.1	9	01:18.4	+16.8	10	01:09.4	+13.2	9	01:08.7	+10.2	8	04:49.3	+48.9	9
Track time	04:05.5	+21.2	7	04:15.2	+15.1	6	04:22.8	+20.9	7	04:22.4	+20.1	5	04:18.3	+31.8	9
Penalty time	07.7		1	01:05.6	+57.6	7	01:05.6	+57.0	8	01:04.8	+26.9	3	21:24.2	+01:38.6	6
8	55	SCHWARZ Teresa	2003		AUT - SC Leutasch		3	2	0	3	8	32:38.8	15.38%		
Cumulative time	09:01.6	+03:46.5	9	15:35.1	+03:49.6	10	21:12.4	+03:47.6	6	28:24.9	+04:04.2	9	32:38.8	+04:21.1	8
Lap time	06:48.6	+01:33.5	9	06:33.5	+01:20.1	8	05:37.3		1	07:12.5	+58.8	10	04:13.9	+27.4	7
Shooting time	01:06.9	+08.2	5	01:07.4	+05.8	3	01:02.0	+05.8	4	01:08.3	+09.8	7	04:24.6	+24.2	4
Track time	04:04.4	+20.1	6	04:19.9	+19.8	7	04:26.7	+24.8	9	04:30.4	+28.1	9	04:13.9	+27.4	7
Penalty time	01:37.3	+01:29.6	10	01:06.2	+58.2	8	08.6		1	01:33.8	+55.9	9	21:35.3	+01:49.7	8
9	58	STEINER Leonie	2003		AUT - WSV Schladming		1	1	1	1	4	32:51.1	16.15%		
Cumulative time	09:00.5	+03:45.4	7	15:30.8	+03:45.3	9	21:55.8	+04:31.0	9	28:24.7	+04:04.0	8	32:51.1	+04:33.4	9
Lap time	06:20.5	+01:05.4	8	06:30.3	+01:16.9	7	06:25.0	+47.7	7	06:28.9	+15.2	2	04:26.4	+39.9	10
Shooting time	01:09.8	+11.1	7	01:14.2	+12.6	7	01:04.0	+07.8	6	01:03.7	+05.2	3	04:31.7	+31.3	7
Track time	04:29.2	+44.9	10	04:34.5	+34.4	10	04:38.8	+36.9	10	04:45.9	+43.6	10	04:26.4	+39.9	10
Penalty time	41.5	+33.8	7	41.6	+33.6	5	42.2	+33.6	5	39.3	+01.4	2	22:54.8	+03:09.2	10
10	67	STOCKER Liv Grete	2003		AUT - I.SPORTVEREINIGUNG HOHE WAND		0	1	3	2	6	33:04.2	16.91%		
Cumulative time	09:02.1	+03:47.0	10	15:07.4	+03:21.9	7	22:12.9	+04:48.1	10	28:51.8	+04:31.1	10	33:04.2	+04:46.5	10
Lap time	05:25.1	+10.0	3	06:05.3	+51.9	3	07:05.5	+01:28.2	10	06:38.9	+25.2	6	04:12.4	+25.9	5
Shooting time	01:03.7	+05.0	4	01:08.2	+06.6	4	01:09.3	+13.1	8	01:08.0	+09.5	6	04:29.2	+28.8	5
Track time	04:13.3	+29.0	9	04:20.3	+20.2	8	04:21.0	+19.1	6	04:25.7	+23.4	7	04:12.4	+25.9	5
Penalty time	08.1	+00.4	2	36.8	+28.8	3	01:35.2	+01:26.6	10	01:05.2	+27.3	4	21:32.7	+01:47.1	7





Verfolgung - 24.01.2021



ÖSTERREICHISCHE STAATSMEISTERSCHAFTEN


Hochfilzen, AUT

Jugend 17 weiblich

Analytical result

7,5km (5 x 1,5 km)

Rk	#	Name	Nat. - Club										L	L	S	S	T	Time	% Difference					
Description	Lap 1		Lap 2		Lap 3		Lap 4		Lap 5				Total											
1	35	HEIGL Selina	2004										AUT - Usc Altenmarkt/Zauchensee					1	0	1	2	4	28:22.8	0.00%
Cumulative time	05:57.7	+06.2	2	11:39.2		1	17:44.2		1	24:11.4		1	28:22.8											
Lap time	05:57.7	+49.2	3	05:41.5		1	06:05.0	+10.4	2	06:27.2		1	04:11.4											
Shooting time	01:10.0	+06.3	4	01:05.7		1	01:03.2		1	01:02.5		1							04:21.4	+02.7	2			
Track time	04:08.9	+12.5	2	04:27.8	+15.0	4	04:23.6	+09.2	2	04:20.1	+00.9	2	04:11.4						21:31.8	+36.3	2			
Penalty time	38.8	+30.4	3	08.0		1	38.2	+29.6	2	01:04.6	+24.6	2												
2	38	SUMANN Lea Marie	2004										AUT - Union Sv Frojach Katsch					0	2	3	2	7	29:47.5	4.99%
Cumulative time	05:51.5		1	12:15.5	+36.3	2	19:06.5	+01:22.3	2	25:34.8	+01:23.4	2	29:47.5	+01:24.7	2									
Lap time	05:08.5		1	06:24.0	+42.5	3	06:51.0	+56.4	3	06:28.3	+01.1	2	04:12.7	+01.3	2									
Shooting time	01:03.7		1	01:06.6	+00.9	4	01:04.2	+01.0	2	01:04.2	+01.7	2										04:18.7	1	
Track time	03:56.4		1	04:12.8		1	04:14.4		1	04:19.2		1	04:12.7	+01.3	2							20:55.5	1	
Penalty time	08.4		1	01:04.6	+56.6	4	01:32.4	+01:23.8	3	01:04.9	+24.9	3												
3	46	PFALZ Julia	2004										AUT - WSV Ramsau/Dachstein					1	1	0	1	3	30:30.7	7.52%
Cumulative time	07:31.3	+01:39.8	4	13:38.9	+01:59.7	3	19:33.5	+01:49.3	3	26:01.9	+01:50.5	3	30:30.7	+02:07.9	3									
Lap time	06:04.3	+55.8	4	06:07.6	+26.1	2	05:54.6		1	06:28.4	+01.2	3	04:28.8	+17.4	3									
Shooting time	01:04.9	+01.2	2	01:06.4	+00.7	3	01:10.1	+06.9	4	01:07.5	+05.0	4										04:28.9	+10.2	3
Track time	04:19.3	+22.9	3	04:24.0	+11.2	2	04:35.9	+21.5	4	04:40.9	+21.7	4	04:28.8	+17.4	3							22:28.9	+01:33.4	4
Penalty time	40.1	+31.7	4	37.2	+29.2	2	08.6		1	40.0		1												
4	49	AIGNER Nele	2004										AUT - Sv Erpfendorf-Wald					0	2	3	3	8	33:05.4	16.63%
Cumulative time	07:28.8	+01:37.3	3	14:04.7	+02:25.5	4	21:17.8	+03:33.6	4	28:36.5	+04:25.1	4	33:05.4	+04:42.6	4									
Lap time	05:38.8	+30.3	2	06:35.9	+54.4	4	07:13.1	+01:18.5	4	07:18.7	+51.5	4	04:28.9	+17.5	4									
Shooting time	01:08.9	+05.2	3	01:06.4	+00.7	2	01:08.5	+05.3	3	01:07.3	+04.8	3										04:31.1	+12.4	4
Track time	04:21.3	+24.9	4	04:25.7	+12.9	3	04:30.2	+15.8	3	04:36.5	+17.3	3	04:28.9	+17.5	4							22:22.6	+01:27.1	3
Penalty time	08.6	+00.2	2	01:03.8	+55.8	3	01:34.4	+01:25.8	4	01:34.9	+54.9	4												





Verfolgung - 24.01.2021

ÖSTERREICHISCHE STAATSMEISTERSCHAFTEN



Hochfilzen, AUT

Jugend 16 weiblich

Analytical result

5km (5 x 1 km)

Rk	#	Name	Nat. - Club		L	L	S	S	T	Time	% Difference				
Description	Lap 1		Lap 2		Lap 3		Lap 4		Lap 5		Total				
1	34	PINTER Lena	2005		AUT - Wsv St.Jakob I.H.		0	1	3	2	6	19:55.6	0.00%		
Cumulative time	03:30.7	1	07:42.0	1	12:54.8	1	17:34.1	1	19:55.6						
Lap time	03:30.7	1	04:11.3	+17.9	3	05:12.8	+01:18.8	5	04:39.3	+01:02.5	5	02:21.5	+02.6	3	
Shooting time	01:06.2	1	01:09.4	+03.0	4	01:10.3	+08.1	5	01:10.2	+07.7	8				
Track time	02:15.3	+10.9	5	02:22.1	+05.2	3	02:26.5	+05.1	2	02:26.6	+05.5	3	02:21.5	+02.6	3
Penalty time	09.2	+00.1	2	39.8	+30.9	3	01:36.0	+01:26.0	5	01:02.5	+53.8	4			
2	37	MILLINGER Anna	2005		AUT - SKIKLUB ST.MARTIN		2	2	2	2	8	21:29.2	7.87%		
Cumulative time	04:41.8	+01:11.1	2	09:28.0	+01:46.0	3	14:32.3	+01:37.5	3	19:10.3	+01:36.2	2	21:29.2	+01:33.6	2
Lap time	04:27.8	+57.1	5	04:46.2	+52.8	4	05:04.3	+01:10.3	3	04:38.0	+01:01.2	4	02:18.9		1
Shooting time	01:09.6	+03.4	4	01:10.4	+04.0	5	01:28.0	+25.8	8	01:06.2	+03.7	4			
Track time	02:14.2	+09.8	3	02:28.3	+11.4	4	02:31.7	+10.3	5	02:28.8	+07.7	4	02:18.9		1
Penalty time	01:04.0	+54.9	5	01:07.5	+58.6	6	01:04.6	+54.6	4	01:03.0	+54.3	5			
3	45	SCHNEIDER Selina	2005		AUT - Turn- U. Su Raika Obertilliach		1	3	1	1	6	21:46.7	9.29%		
Cumulative time	05:29.5	+01:58.8	4	10:46.3	+03:04.3	4	15:00.4	+02:05.6	4	19:16.6	+01:42.5	4	21:46.7	+01:51.1	3
Lap time	04:02.5	+31.8	4	05:16.8	+01:23.4	9	04:14.1	+20.1	2	04:16.2	+39.4	3	02:30.1	+11.2	5
Shooting time	01:10.2	+04.0	5	01:08.6	+02.2	2	01:02.4	+00.2	2	01:03.4	+00.9	2			
Track time	02:14.6	+10.2	4	02:31.3	+14.4	5	02:31.6	+10.2	4	02:37.4	+16.3	6	02:30.1	+11.2	5
Penalty time	37.7	+28.6	4	01:36.9	+01:28.0	9	40.1	+30.1	3	35.4	+26.7	2			
4	48	AMON Valentina	2005		AUT - HSV Saalfelden		0	0	0	4	4	21:52.9	9.79%		
Cumulative time	05:16.7	+01:46.0	3	09:10.1	+01:28.1	2	13:04.1	+09.3	2	19:15.7	+01:41.6	3	21:52.9	+01:57.3	4
Lap time	03:37.7	+07.0	2	03:53.4		1	03:54.0		1	06:11.6	+02:34.8	8	02:37.2	+18.3	8
Shooting time	01:06.9	+00.7	2	01:08.6	+02.2	3	01:03.6	+01.4	3	01:06.5	+04.0	5			
Track time	02:21.7	+17.3	8	02:35.2	+18.3	8	02:40.4	+19.0	8	02:44.0	+22.9	7	02:37.2	+18.3	8
Penalty time	09.1		1	09.6	+00.7	2	10.0		1	02:21.1	+02:12.4	8			
5	52	GIGERL Elisa Maria	2005		AUT - WSV Murau		1	3	4	0	8	22:18.2	11.97%		
Cumulative time	05:53.3	+02:22.6	5	10:48.0	+03:06.0	5	16:21.7	+03:26.9	5	19:58.5	+02:24.4	5	22:18.2	+02:22.6	5
Lap time	03:48.3	+17.6	3	04:54.7	+01:01.3	5	05:33.7	+01:39.7	7	03:36.8		1	02:19.7	+00.8	2
Shooting time	01:06.9	+00.7	3	01:06.4		1	01:02.2		1	01:02.5		1			
Track time	02:04.4		1	02:16.9		1	02:27.7	+06.3	3	02:25.6	+04.5	2	02:19.7	+00.8	2
Penalty time	37.0	+27.9	3	01:31.4	+01:22.5	8	02:03.8	+01:53.8	8	08.7		1			
6	41	SCHREMPF Anna Maria	2005		AUT - WSV Ramsau/Dachstein		4	2	1	1	8	23:12.9	16.49%		
Cumulative time	07:01.2	+03:30.5	7	12:00.5	+04:18.5	8	17:09.2	+04:14.4	7	21:16.2	+03:42.1	6	23:37.9	+03:42.3	6
Lap time	05:56.2	+02:25.5	8	04:59.3	+01:05.9	7	05:08.7	+01:14.7	4	04:07.0	+30.2	2	02:21.7	+02.8	4
Shooting time	01:26.7	+20.5	9	01:40.2	+33.8	9	02:11.1	+01:08.9	9	01:10.0	+07.5	7			
Track time	02:05.1	+00.7	2	02:18.5	+01.6	2	02:21.4		1	02:21.1		1	02:21.7	+02.8	4
Penalty time	02:24.4	+02:15.3	9	01:00.6	+51.7	5	36.2	+26.2	2	35.9	+27.2	3			
7	50	STEINER Tina	2005		AUT - SC Leogang		3	0	3	2	8	24:08.6	21.17%		
Cumulative time	07:13.3	+03:42.6	8	11:13.0	+03:31.0	6	16:37.2	+03:42.4	6	21:33.7	+03:59.6	7	24:08.6	+04:13.0	7
Lap time	05:12.3	+01:41.6	7	03:59.7	+06.3	2	05:24.2	+01:30.2	6	04:56.5	+01:19.7	6	02:34.9	+16.0	6
Shooting time	01:14.3	+08.1	7	01:18.5	+12.1	7	01:07.8	+05.6	4	01:08.7	+06.2	6			
Track time	02:17.4	+13.0	7	02:32.3	+15.4	6	02:33.8	+12.4	6	02:36.8	+15.7	5	02:34.9	+16.0	6
Penalty time	01:40.6	+01:31.5	7	08.9		1	01:42.6	+01:32.6	6	01:11.0	+01:02.3	6			
8	53	HLAVKA Johanna	2005		AUT - SC Leutasch		2	2	5	2	11	26:07.9	31.13%		
Cumulative time	06:42.3	+03:11.6	6	11:45.7	+04:03.7	7	18:26.2	+05:31.4	8	23:31.2	+05:57.1	8	26:07.9	+06:12.3	8
Lap time	04:36.3	+01:05.6	6	05:03.4	+01:10.0	8	06:40.5	+02:46.5	9	05:05.0	+01:28.2	7	02:36.7	+17.8	7
Shooting time	01:11.7	+05.5	6	01:18.4	+12.0	6	01:14.0	+11.8	6	01:05.2	+02.7	3			
Track time	02:16.0	+11.6	6	02:33.4	+16.5	7	02:35.3	+13.9	7	02:45.9	+24.8	8	02:36.7	+17.8	7
Penalty time	01:08.6	+59.5	6	01:11.6	+01:02.7	7	02:51.2	+02:41.2	9	01:13.9	+01:05.2	7			
9	69	HÄMMERLE Kajsa	2005		AUT - Ski-Club Seefeld		3	1	3	4	11	31:28.7	57.99%		
Cumulative time	10:11.8	+06:41.1	9	15:09.9	+07:27.9	9	21:20.1	+08:25.3	9	28:30.6	+10:56.5	9	31:28.7	+11:33.1	9
Lap time	05:59.8	+02:29.1	9	04:58.1	+01:04.7	6	06:10.2	+02:16.2	8	07:10.5	+03:33.7	9	02:58.1	+39.2	9
Shooting time	01:20.9	+14.7	8	01:24.8	+18.4	8	01:22.8	+20.6	7	01:39.7	+37.2	9			
Track time	02:46.8	+42.4	9	02:46.6	+29.7	9	02:52.6	+31.2	9	03:02.0	+40.9	9	02:58.1	+39.2	9
Penalty time	01:52.1	+01:43.0	8	46.7	+37.8	4	01:54.8	+01:44.8	7	02:28.8	+02:20.1	9			

