



# Sprint - 23.01.2021



## ÖSTERREICHISCHE STAATSMEISTERSCHAFTEN


Hochfilzen, AUT

Jugend 16 weiblich

Analytical result

4,5km (3 x 1,5 km)

Rk	#	Name	Nat. - Club						L	S	T	Time	% Difference
Description	Lap 1		Lap 2		Lap 3						Total		
1	2	PINTER Lena	2005		AUT - Wsv St.Jakob I.H.		1	2	3	17:20.0	0.00%		
Cumulative time	06:04.9	+22.7	2	12:58.7	1	17:20.0	1						
Lap time	06:04.9	+22.7	2	06:53.8	+18.3	3	04:21.3	+08.5	3				
Shooting time	01:06.1	+02.8	2	01:11.9	+06.4	5				02:18.0	+01.9	3	
Track time	04:19.3	+21.6	6	04:32.9	+16.4	2	04:21.3	+08.5	3	13:13.5	+44.6	4	
Penalty time	39.5	+29.4	2	01:09.0	+28.7	3							
2	7	MILLINGER Anna	2005		AUT - SKIKLUB ST.MARTIN		2	2	4	17:33.8	1.25%		
Cumulative time	06:29.3	+47.1	3	13:16.0	+17.3	2	17:33.8	+13.8	2				
Lap time	06:29.3	+47.1	3	06:46.7	+11.2	2	04:17.8	+05.0	2				
Shooting time	01:13.8	+10.5	6	01:10.1	+04.6	3				02:23.9	+07.8	6	
Track time	04:09.7	+12.0	3	04:33.5	+17.0	3	04:17.8	+05.0	2	13:01.0	+32.1	2	
Penalty time	01:05.8	+55.7	3	01:03.1	+22.8	2							
3	5	SCHREMPF Anna Maria	2005		AUT - WSV Ramsau/Dachstein		3	3	6	18:25.2	6.25%		
Cumulative time	07:04.5	+01:22.3	7	14:12.4	+01:13.7	4	18:25.2	+01:05.2	3				
Lap time	07:04.5	+01:22.3	7	07:07.9	+32.4	4	04:12.8		1				
Shooting time	01:32.9	+29.6	9	01:20.0	+14.5	8				02:52.9	+36.8	9	
Track time	03:59.6	+01.9	2	04:16.5		1	04:12.8		1	12:28.9		1	
Penalty time	01:32.0	+01:21.9	7	01:31.4	+51.1	4							
4	4	SCHNEIDER Selina	2005		AUT - Turn- U. Su Raika Obertilliach		2	3	5	18:47.2	8.37%		
Cumulative time	06:35.6	+53.4	4	14:14.8	+01:16.1	5	18:47.2	+01:27.2	4				
Lap time	06:35.6	+53.4	4	07:39.2	+01:03.7	5	04:32.4	+19.6	5				
Shooting time	01:08.7	+05.4	4	01:10.7	+05.2	4				02:19.4	+03.3	4	
Track time	04:14.0	+16.3	4	04:46.3	+29.8	7	04:32.4	+19.6	5	13:32.7	+01:03.8	5	
Penalty time	01:12.9	+01:02.8	4	01:42.2	+01:01.9	5							
5	1	AMON Valentina	2005		AUT - HSV Saalfelden		0	3	3	18:58.9	9.42%		
Cumulative time	05:42.2		1	13:56.4	+57.7	3	18:58.9	+01:38.9	5				
Lap time	05:42.2		1	08:14.2	+01:38.7	8	05:02.5	+49.7	8				
Shooting time	01:03.3		1	01:12.9	+07.4	7				02:16.2	+00.1	2	
Track time	04:28.8	+31.1	8	04:59.4	+42.9	8	05:02.5	+49.7	8	14:30.7	+02:01.8	8	
Penalty time	10.1		1	02:01.9	+01:21.6	7							
6	3	STEINER Tina	2005		AUT - SC Leogang		2	4	6	19:21.2	11.63%		
Cumulative time	06:42.8	+01:00.6	5	14:45.3	+01:46.6	6	19:21.2	+02:01.2	6				
Lap time	06:42.8	+01:00.6	5	08:02.5	+01:27.0	6	04:35.9	+23.1	6				
Shooting time	01:10.6	+07.3	5	01:05.5		1				02:16.1		1	
Track time	04:19.0	+21.3	5	04:40.8	+24.3	4	04:35.9	+23.1	6	13:35.7	+01:06.8	6	
Penalty time	01:13.2	+01:03.1	5	02:16.2	+01:35.9	9							
7	6	GIGERL Elisa Maria	2005		AUT - WSV Murau		3	4	7	19:25.4	12.02%		
Cumulative time	06:46.5	+01:04.3	6	14:55.0	+01:56.3	8	19:25.4	+02:05.4	7				
Lap time	06:46.5	+01:04.3	6	08:08.5	+01:33.0	7	04:30.4	+17.6	4				
Shooting time	01:08.1	+04.8	3	01:12.1	+06.6	6				02:20.2	+04.1	5	
Track time	03:57.7		1	04:43.8	+27.3	5	04:30.4	+17.6	4	13:11.9	+43.0	3	
Penalty time	01:40.7	+01:30.6	8	02:12.6	+01:32.3	8							
8	8	HLAVKA Johanna	2005		AUT - SC Leutasch		4	1	5	19:25.7	12.02%		
Cumulative time	08:11.9	+02:29.7	9	14:47.4	+01:48.7	7	19:25.7	+02:05.7	8				
Lap time	08:11.9	+02:29.7	9	06:35.5		1	04:38.3	+25.5	7				
Shooting time	01:26.5	+23.2	8	01:09.9	+04.4	2				02:36.4	+20.3	7	
Track time	04:26.9	+29.2	7	04:45.3	+28.8	6	04:38.3	+25.5	7	13:50.5	+01:21.6	7	
Penalty time	02:18.5	+02:08.4	9	40.3		1							
9	9	HÄMMERLE Kajsa	2005		AUT - Ski-Club Seefeld		2	3	5	21:32.2	24.23%		
Cumulative time	07:40.2	+01:58.0	8	16:07.4	+03:08.7	9	21:32.2	+04:12.2	9				
Lap time	07:40.2	+01:58.0	8	08:27.2	+01:51.7	9	05:24.8	+01:12.0	9				
Shooting time	01:19.9	+16.6	7	01:20.6	+15.1	9				02:40.5	+24.4	8	
Track time	05:00.4	+01:02.7	9	05:09.9	+53.4	9	05:24.8	+01:12.0	9	15:35.1	+03:06.2	9	
Penalty time	01:19.9	+01:09.8	6	01:56.7	+01:16.4	6							





# Sprint - 23.01.2021



## ÖSTERREICHISCHE STAATSMEISTERSCHAFTEN


Hochfilzen, AUT

Jugend 16 männlich

Analytical result

6km (3 x 2 km)

Rk	#	Name	Nat. - Club		L	S	T	Time	% Difference			
Description	Lap 1		Lap 2		Lap 3		Total					
1	18	PROSSER Mathias	2005		AUT - Kitzbüheler Ski Club		1	2	3	18:51.5	0.00%	
Cumulative time	06:33.3	1	13:43.7	+15.6	1	18:51.5	+30.3	1				
Lap time	06:33.3	1	07:10.4	+15.6	3	05:07.8	+07.4	2				
Shooting time	01:01.5	1	58.9	+03.5	3				02:00.4	1		
Track time	04:57.2	1	05:12.8		1	05:07.8	+07.4	2	15:17.8	1		
Penalty time	34.6	+01.2	2	58.7	+50.3	4						
2	11	RITTER Paul	2005		AUT - Kitzbüheler Ski Club		1	1	2	18:52.4	0.09%	
Cumulative time	06:49.2	+15.9	4	13:52.0	+08.3	2	18:52.4	+00.9	2			
Lap time	06:49.2	+15.9	4	07:02.8	+08.0	2	05:00.4		1			
Shooting time	01:05.7	+04.2	4	57.1	+01.7	2			02:02.8	+02.4	3	
Track time	05:06.5	+09.3	5	05:29.3	+16.5	5	05:00.4		15:36.2	+18.4	2	
Penalty time	37.0	+03.6	4	36.4	+28.0	2						
3	12	WEIGL Alexander	2005		AUT - Su Windischgarsten - Biathlon		1	2	3	19:21.8	2.65%	
Cumulative time	06:41.3	+08.0	3	14:04.7	+21.0	3	19:21.8	+30.3	3			
Lap time	06:41.3	+08.0	3	07:23.4	+28.6	4	05:17.1	+16.7	3			
Shooting time	01:06.6	+05.1	6	01:02.4	+07.0	4			02:09.0	+08.6	5	
Track time	05:01.3	+04.1	4	05:22.2	+09.4	4	05:17.1	+16.7	3	15:40.6	+22.8	5
Penalty time	33.4		1	58.8	+50.4	5						
4	14	URAIN Maximilian	2005		AUT - WSV Ramsau/Dachstein		1	3	4	19:48.0	5.04%	
Cumulative time	06:36.9	+03.6	2	14:27.3	+43.6	4	19:48.0	+56.5	4			
Lap time	06:36.9	+03.6	2	07:50.4	+55.6	7	05:20.7	+20.3	5			
Shooting time	01:03.8	+02.3	2	01:04.6	+09.2	6			02:08.4	+08.0	4	
Track time	04:57.9	+00.7	2	05:18.8	+06.0	2	05:20.7	+20.3	5	15:37.4	+19.6	3
Penalty time	35.2	+01.8	3	01:27.0	+01:18.6	7						
5	17	GRUBMUELLER Jakob	2005		AUT - Asvö SC Höhnhart		2	0	2	19:57.9	5.84%	
Cumulative time	07:37.5	+01:04.2	5	14:32.3	+48.6	5	19:57.9	+01:06.4	5			
Lap time	07:37.5	+01:04.2	5	06:54.8		1	05:25.6	+25.2	6			
Shooting time	01:21.7	+20.2	8	01:11.7	+16.3	8			02:33.4	+33.0	8	
Track time	05:15.0	+17.8	7	05:34.7	+21.9	6	05:25.6	+25.2	6	16:15.3	+57.5	6
Penalty time	01:00.8	+27.4	5	08.4		1						
6	15	MARCHL Thomas	2005		AUT - Skiklub Kuchl		3	3	6	20:57.6	11.14%	
Cumulative time	07:46.3	+01:13.0	6	15:38.6	+01:54.9	7	20:57.6	+02:06.1	6			
Lap time	07:46.3	+01:13.0	6	07:52.3	+57.5	8	05:19.0	+18.6	4			
Shooting time	01:14.7	+13.2	7	01:04.1	+08.7	5			02:18.8	+18.4	7	
Track time	05:00.0	+02.8	3	05:19.2	+06.4	3	05:19.0	+18.6	4	15:38.2	+20.4	4
Penalty time	01:31.6	+58.2	6	01:29.0	+01:20.6	8						
7	10	DANKL Thomas	2005		AUT - SCHIKLUB MARIA ALM		3	2	5	21:04.9	11.76%	
Cumulative time	07:47.9	+01:14.6	7	15:30.9	+01:47.2	6	21:04.9	+02:13.4	7			
Lap time	07:47.9	+01:14.6	7	07:43.0	+48.2	6	05:34.0	+33.6	8			
Shooting time	01:05.1	+03.6	3	55.4		1			02:00.5	+00.1	2	
Track time	05:09.9	+12.7	6	05:40.6	+27.8	8	05:34.0	+33.6	8	16:24.5	+01:06.7	7
Penalty time	01:32.9	+59.5	7	01:07.0	+58.6	6						
8	16	DEMMELEBAUER Thomas	2005		AUT - Schiklub Saalfelden		3	1	4	21:39.2	14.85%	
Cumulative time	08:03.5	+01:30.2	8	15:44.9	+02:01.2	8	21:39.2	+02:47.7	8			
Lap time	08:03.5	+01:30.2	8	07:41.4	+46.6	5	05:54.3	+53.9	9			
Shooting time	01:05.7	+04.2	5	01:04.9	+09.5	7			02:10.6	+10.2	6	
Track time	05:21.4	+24.2	8	05:56.5	+43.7	9	05:54.3	+53.9	9	17:12.2	+01:54.4	9
Penalty time	01:36.4	+01:03.0	8	40.0	+31.6	3						
9	13	JENNEWEIN Paul	2005		AUT - Nordic Team Absam		4	4	8	23:18.2	23.61%	
Cumulative time	08:47.7	+02:14.4	9	17:47.8	+04:04.1	9	23:18.2	+04:26.7	9			
Lap time	08:47.7	+02:14.4	9	09:00.1	+02:05.3	9	05:30.4	+30.0	7			
Shooting time	01:23.6	+22.1	9	01:20.9	+25.5	9			02:44.5	+44.1	9	
Track time	05:23.9	+26.7	9	05:35.9	+23.1	7	05:30.4	+30.0	7	16:30.2	+01:12.4	8
Penalty time	02:00.2	+01:26.8	9	02:03.3	+01:54.9	9						





# Sprint - 23.01.2021

## ÖSTERREICHISCHE STAATSMEISTERSCHAFTEN




Hochfilzen, AUT

Jugend 19 weiblich

Analytical result

6km (3 x 2 km)

Rk	#	Name	Nat. - Club				L	S	T	Time	% Difference
Description	Lap 1		Lap 2		Lap 3					Total	
1	28	WAGNER Lara	2002 AUT - Kitzbüheler Ski Club				1	1	2	19:47.5	0.00%
Cumulative time	07:09.4	+04.2	2	14:27.3	1	19:47.5	1				
Lap time	07:09.4	+04.2	2	07:17.9	1	05:20.2	1				
Shooting time	01:16.4	+13.2	9	01:07.1	+09.3	8			02:23.5	+22.5	
Track time	05:15.2	+01.5	2	05:34.1	+06.8	2	05:20.2	1	16:09.5	+05.0	
Penalty time	37.8	+01.6	2	36.7	+26.4	2					
2	19	MELLITZER Victoria	2002 AUT - Kitzbüheler Ski Club				1	1	2	20:42.5	4.63%
Cumulative time	07:24.4	+19.2	3	14:58.4	+31.1	2	20:42.5	+55.0	2		
Lap time	07:24.4	+19.2	3	07:34.0	+16.1	2	05:44.1	+23.9	5		
Shooting time	01:03.2		1	57.8		1			02:01.0		
Track time	05:40.9	+27.2	6	05:57.7	+30.4	6	05:44.1	+23.9	5	17:22.7	+01:18.2
Penalty time	40.3	+04.1	3	38.5	+28.2	3					
3	23	ANDEXER Anna	2003 AUT - Schiklub Saalfelden				1	4	5	20:57.2	5.90%
Cumulative time	07:05.2		1	15:33.7	+01:06.4	4	20:57.2	+01:09.7	3		
Lap time	07:05.2		1	08:28.5	+01:10.6	9	05:23.5	+03.3	2		
Shooting time	01:15.3	+12.1	7	01:06.0	+08.2	7			02:21.3	+20.3	
Track time	05:13.7		1	05:27.3		1	05:23.5	+03.3	2	16:04.5	
Penalty time	36.2		1	01:55.2	+01:44.9	10					
4	20	PITZER Leonie	2002 AUT - WSV Ramsau/Dachstein				2	2	4	21:05.2	6.57%
Cumulative time	07:35.3	+30.1	4	15:26.0	+58.7	3	21:05.2	+01:17.7	4		
Lap time	07:35.3	+30.1	4	07:50.7	+32.8	3	05:39.2	+19.0	4		
Shooting time	01:08.2	+05.0	3	58.3	+00.5	2			02:06.5	+05.5	
Track time	05:23.0	+09.3	3	05:47.8	+20.5	4	05:39.2	+19.0	4	16:50.0	+45.5
Penalty time	01:04.1	+27.9	7	01:04.6	+54.3	5					
5	22	EMPL Marlies	2003 AUT - HSV Saalfelden				1	2	3	21:55.3	10.78%
Cumulative time	07:38.6	+33.4	5	16:00.3	+01:33.0	5	21:55.3	+02:07.8	5		
Lap time	07:38.6	+33.4	5	08:21.7	+01:03.8	6	05:55.0	+34.8	8		
Shooting time	01:12.8	+09.6	6	01:05.2	+07.4	5			02:18.0	+17.0	
Track time	05:45.0	+31.3	7	06:07.6	+40.3	8	05:55.0	+34.8	8	17:47.6	+01:43.1
Penalty time	40.8	+04.6	4	01:08.9	+58.6	7					
6	21	SCHWARZ Teresa	2003 AUT - SC Leutasch				1	2	3	22:00.1	11.20%
Cumulative time	07:44.9	+39.7	6	16:09.1	+01:41.8	7	22:00.1	+02:12.6	6		
Lap time	07:44.9	+39.7	6	08:24.2	+01:06.3	8	05:51.0	+30.8	6		
Shooting time	01:10.8	+07.6	4	01:09.7	+11.9	10			02:20.5	+19.5	
Track time	05:53.3	+39.6	9	06:03.6	+36.3	7	05:51.0	+30.8	6	17:47.9	+01:43.4
Penalty time	40.8	+04.6	5	01:10.9	+01:00.6	8					
7	27	ANHAUS Wilma	2003 AUT - Usc-Neukirchen				4	2	6	22:16.6	12.55%
Cumulative time	08:48.1	+01:42.9	9	16:40.8	+02:13.5	8	22:16.6	+02:29.1	7		
Lap time	08:48.1	+01:42.9	9	07:52.7	+34.8	5	05:35.8	+15.6	3		
Shooting time	01:24.6	+21.4	10	01:03.3	+05.5	4			02:27.9	+26.9	
Track time	05:23.2	+09.5	4	05:47.3	+20.0	3	05:35.8	+15.6	3	16:46.3	+41.8
Penalty time	02:00.3	+01:24.1	9	01:02.1	+51.8	4					
8	24	STEINER Leonie	2003 AUT - WSV Schladming				1	0	1	22:27.4	13.48%
Cumulative time	08:15.3	+01:10.1	8	16:06.7	+01:39.4	6	22:27.4	+02:39.9	8		
Lap time	08:15.3	+01:10.1	8	07:51.4	+33.5	4	06:20.7	+01:00.5	10		
Shooting time	01:11.8	+08.6	5	01:02.5	+04.7	3			02:14.3	+13.3	
Track time	06:19.9	+01:06.2	10	06:38.6	+01:11.3	10	06:20.7	+01:00.5	10	19:19.2	+03:14.7
Penalty time	43.6	+07.4	6	10.3		1					
9	26	KAPPELLER Magdalena	2003 AUT - Wsv St.Jakob I.H.				2	3	5	22:35.4	14.15%
Cumulative time	08:00.8	+55.6	7	16:40.9	+02:13.6	9	22:35.4	+02:47.9	9		
Lap time	08:00.8	+55.6	7	08:40.1	+01:22.2	10	05:54.5	+34.3	7		
Shooting time	01:15.8	+12.6	8	01:08.6	+10.8	9			02:24.4	+23.4	
Track time	05:38.9	+25.2	5	05:56.6	+29.3	5	05:54.5	+34.3	7	17:30.0	+01:25.5
Penalty time	01:06.1	+29.9	8	01:34.9	+01:24.6	9					
10	25	STOCKER Liv Grete	2003 AUT - I.SPORTVEREINIGUNG HOHE WAND				4	2	6	23:24.2	18.28%
Cumulative time	09:00.7	+01:55.5	10	17:22.6	+02:55.3	10	23:24.2	+03:36.7	10		
Lap time	09:00.7	+01:55.5	10	08:21.9	+01:04.0	7	06:01.6	+41.4	9		
Shooting time	01:07.3	+04.1	2	01:05.5	+07.7	6			02:12.8	+11.8	
Track time	05:45.4	+31.7	8	06:08.8	+41.5	9	06:01.6	+41.4	9	17:55.8	+01:51.3
Penalty time	02:08.0	+01:31.8	10	01:07.6	+57.3	6					





# Sprint - 23.01.2021

## ÖSTERREICHISCHE STAATSMEISTERSCHAFTEN



Hochfilzen, AUT

Jugend 17 weiblich

Analytical result

6km (3 x 2 km)

Rk	#	Name	Nat. - Club						L	S	T	Time	% Difference	
Description	Lap 1		Lap 2		Lap 3					Total				
1	31	HEIGL Selina	2004						AUT - Usc Altenmarkt/Zauchensee	2	1	3	22:35.4	0.00%
Cumulative time	08:18.8	+01:31.0	2	16:18.3	+54.7	2	22:35.4	+01:17.3	2					
Lap time	08:18.8	+01:31.0	2	07:59.5	+11.3	2	06:17.1	+22.6	2					
Shooting time	01:12.8	+05.3	3	01:05.9		1						02:18.7	+02.6	3
Track time	05:53.5	+22.9	3	06:14.8	+24.0	2	06:17.1	+22.6	2			18:25.4	+01:09.5	2
Penalty time	01:12.5	+01:02.8	2	38.8	+30.3	2								
2	32	SUMANN Lea Marie	2004						AUT - Union Sv Frojach Katsch	0	4	4	23:18.1	3.17%
Cumulative time	06:47.8		1	15:23.6		1	21:18.1		1					
Lap time	06:47.8		1	08:35.8	+47.6	3	05:54.5		1					
Shooting time	01:07.5		1	01:08.6	+02.7	4						02:16.1		1
Track time	05:30.6		1	05:50.8		1	05:54.5		1			17:15.9		1
Penalty time	09.7		1	01:36.4	+01:27.9	3								
3	29	PFALZ Julia	2004						AUT - WSV Ramsau/Dachstein	4	0	4	24:02.0	6.42%
Cumulative time	09:38.6	+02:50.8	4	17:26.8	+02:03.2	3	24:02.0	+02:43.9	3					
Lap time	09:38.6	+02:50.8	4	07:48.2		1	06:35.2	+40.7	4					
Shooting time	01:15.9	+08.4	4	01:08.1	+02.2	3						02:24.0	+07.9	4
Track time	06:04.1	+33.5	4	06:31.6	+40.8	3	06:35.2	+40.7	4			19:10.9	+01:55.0	4
Penalty time	02:18.6	+02:08.9	4	08.5		1								
4	30	AIGNER Nele	2004						AUT - Sv Erpfendorf-Wald	3	3	6	24:24.9	8.04%
Cumulative time	08:39.9	+01:52.1	3	18:04.3	+02:40.7	4	24:24.9	+03:06.8	4					
Lap time	08:39.9	+01:52.1	3	09:24.4	+01:36.2	4	06:20.6	+26.1	3					
Shooting time	01:11.7	+04.2	2	01:06.7	+00.8	2						02:18.4	+02.3	2
Track time	05:51.8	+21.2	2	06:38.0	+47.2	4	06:20.6	+26.1	3			18:50.4	+01:34.5	3
Penalty time	01:36.4	+01:26.7	3	01:39.7	+01:31.2	4								





# Sprint - 23.01.2021



## ÖSTERREICHISCHE STAATSMEISTERSCHAFTEN


Hochfilzen, AUT

Jugend 19 männlich

Analytical result

7,5km (3 x 2,5 km)

Rk	#	Name	Nat. - Club				L	S	T	Time	% Difference
Description	Lap 1		Lap 2		Lap 3					Total	
1	42	MÜLLAUER Fabian	2003		AUT - HSV Saalfelden		0	1	1	20:56.0	0.00%
Cumulative time	07:06.3		14:53.8		20:56.0						
Lap time	07:06.3	1	07:47.5	+21.0	06:02.2	+01.1	2				
Shooting time	01:03.4	+05.2	01:00.0	+04.7					02:03.4	+07.0	
Track time	05:53.6	1	06:14.7	+02.0	06:02.2	+01.1	2		18:10.5	+01.8	
Penalty time	09.3	+01.1	32.8	+24.6							
2	44	HASLINGER Lukas	2003		AUT - HSV Saalfelden		1	0	1	21:01.5	0.40%
Cumulative time	07:33.9	+27.6	15:00.4	+06.6	21:01.5	+05.5	2				
Lap time	07:33.9	+27.6	07:26.5		06:01.1		1				
Shooting time	01:04.3	+06.1	01:05.6	+10.3			12		02:09.9	+13.5	
Track time	05:54.9	+01.3	06:12.7		06:01.1		1		18:08.7		
Penalty time	34.7	+26.5	08.2				1				
3	40	FEUERSINGER Jakob	2002		AUT - SKIKLUB BRUCK		0	1	1	21:45.4	3.90%
Cumulative time	07:27.1	+20.8	15:26.1	+32.3	21:45.4	+49.4	3				
Lap time	07:27.1	+20.8	07:59.0	+32.5	06:19.3	+18.2	4				
Shooting time	58.9	+00.7	01:01.5	+06.2			6		02:00.4	+04.0	
Track time	06:19.8	+26.2	06:26.3	+13.6	06:19.3	+18.2	3		19:05.4	+56.7	
Penalty time	08.4	+00.2	31.2	+23.0			2				
4	36	KIENESBERGER Leon	2002		AUT - Sv Unterach		0	1	1	22:08.3	5.73%
Cumulative time	07:30.0	+23.7	15:38.3	+44.5	22:08.3	+01:12.3	4				
Lap time	07:30.0	+23.7	08:08.3	+41.8	06:30.0	+28.9	7				
Shooting time	01:07.5	+09.3	01:04.0	+08.7			7		02:11.5	+15.1	
Track time	06:14.3	+20.7	06:32.6	+19.9	06:30.0	+28.9	6		19:16.9	+01:08.2	
Penalty time	08.2		31.7	+23.5			3				
5	34	SALZMANN Jan	2002		AUT - Skiklub Bad Gastein		0	2	2	22:25.6	7.09%
Cumulative time	07:17.5	+11.2	15:59.2	+01:05.4	22:25.6	+01:29.6	5				
Lap time	07:17.5	+11.2	08:41.7	+01:15.2	06:26.4	+25.3	5				
Shooting time	58.2		01:05.7	+10.4			13		02:03.9	+07.5	
Track time	06:10.5	+16.9	06:34.4	+21.7	06:26.4	+25.3	5		19:11.3	+01:02.6	
Penalty time	08.8	+00.6	01:01.6	+53.4			9				
6	39	STANGL Marcus	2003		AUT - Asvö Sc Raiffeisen Admont-Hal		1	1	2	22:57.7	9.63%
Cumulative time	08:03.7	+57.4	16:21.8	+01:28.0	22:57.7	+02:01.7	6				
Lap time	08:03.7	+57.4	08:18.1	+51.6	06:35.9	+34.8	8				
Shooting time	01:07.1	+08.9	01:00.4	+05.1			5		02:07.5	+11.1	
Track time	06:20.0	+26.4	06:42.3	+29.6	06:35.9	+34.8	8		19:38.2	+01:29.5	
Penalty time	36.6	+28.4	35.4	+27.2			6				
7	43	DANKL Stefan	2003		AUT - Skiklub Maishofen		0	3	3	23:32.5	12.42%
Cumulative time	07:27.2	+20.9	16:42.2	+01:48.4	23:32.5	+02:36.5	7				
Lap time	07:27.2	+20.9	09:15.0	+01:48.5	06:50.3	+49.2	12				
Shooting time	01:01.3	+03.1	01:04.0	+08.7			8		02:05.3	+08.9	
Track time	06:16.0	+22.4	06:37.6	+24.9	06:50.3	+49.2	12		19:43.9	+01:35.2	
Penalty time	09.9	+01.7	01:33.4	+01:25.2			12				
8	33	PERNER Jakob	2003		AUT - Usc Altenmarkt/Zauchensee		1	2	3	23:44.0	13.38%
Cumulative time	08:03.8	+57.5	17:05.0	+02:11.2	23:44.0	+02:48.0	8				
Lap time	08:03.8	+57.5	09:01.2	+01:34.7	06:39.0	+37.9	9				
Shooting time	01:11.0	+12.8	01:07.0	+11.7			14		02:18.0	+21.6	
Track time	06:18.3	+24.7	06:50.2	+37.5	06:39.0	+37.9	9		19:47.5	+01:38.8	
Penalty time	34.5	+26.3	01:04.0	+55.8			10				
9	45	NEUMAYR David	2002		AUT - HSV Saalfelden		1	4	5	24:03.5	14.89%
Cumulative time	07:54.8	+48.5	17:24.3	+02:30.5	24:03.5	+03:07.5	9				
Lap time	07:54.8	+48.5	09:29.5	+02:03.0	06:39.2	+38.1	10				
Shooting time	01:11.9	+13.7	01:04.2	+08.9			9		02:16.1	+19.7	
Track time	06:07.2	+13.6	06:28.0	+15.3	06:39.2	+38.1	10		19:14.4	+01:05.7	
Penalty time	35.7	+27.5	01:57.3	+01:49.1			15				
10	37	LIENBACHER Oliver	2002		AUT - HSV Saalfelden		1	3	4	24:06.5	15.13%
Cumulative time	08:07.1	+01:00.8	17:20.3	+02:26.5	24:06.5	+03:10.5	10				
Lap time	08:07.1	+01:00.8	09:13.2	+01:46.7	06:46.2	+45.1	11				
Shooting time	01:06.0	+07.8	57.5	+02.2			3		02:03.5	+07.1	
Track time	06:25.4	+31.8	06:44.1	+31.4	06:46.2	+45.1	11		19:55.7	+01:47.0	
Penalty time	35.7	+27.5	01:31.6	+01:23.4			11				







# Sprint - 23.01.2021



## ÖSTERREICHISCHE STAATSMEISTERSCHAFTEN


Hochfilzen, AUT

Jugend 19 männlich

Analytical result

7,5km (3 x 2,5 km)

Rk	#	Name	Nat. - Club				L	S	T	Time	% Difference
Description	Lap 1		Lap 2		Lap 3					Total	
11	49	GANNER Florian	2002				AUT - Turn- U. Su Raika Obertilliach			24:07.4	15.21%
Cumulative time	08:09.9	+01:03.6	12	17:37.4	+02:43.6	13	24:07.4	+03:11.4	11		
Lap time	08:09.9	+01:03.6	12	09:27.5	+02:01.0	13	06:30.0	+28.9	6		
Shooting time	01:06.6	+08.4	9	01:05.4	+10.1	11				02:12.0 +15.6 11	
Track time	06:05.7	+12.1	3	06:30.2	+17.5	6	06:30.0	+28.9	7	19:05.9 +57.2 5	
Penalty time			12	01:51.9	+01:43.7	14					
12	47	LANGEGGER David	2003				AUT - SCHIKLUB MARIA ALM			24:10.0	15.45%
Cumulative time	08:59.4	+01:53.1	13	17:17.3	+02:23.5	9	24:10.0	+03:14.0	12		
Lap time	08:59.4	+01:53.1	13	08:17.9	+51.4	6	06:52.7	+51.6	14		
Shooting time	01:14.6	+16.4	14	55.3		1				02:09.9 +13.5 9	
Track time	06:17.2	+23.6	9	06:48.1	+35.4	12	06:52.7	+51.6	14	19:58.0 +01:49.3 13	
Penalty time	01:27.6	+01:19.4	13	34.5	+26.3	5					
13	41	STEINER Raphael	2002				AUT - Sportclub Steinach			24:19.4	16.16%
Cumulative time	09:50.2	+02:43.9	15	18:00.1	+03:06.3	15	24:19.4	+03:23.4	13		
Lap time	09:50.2	+02:43.9	15	08:09.9	+43.4	5	06:19.3	+18.2	3		
Shooting time	01:29.3	+31.1	15	01:04.2	+08.9	10				02:33.5 +37.1 15	
Track time	06:10.5	+16.9	5	06:29.3	+16.6	5	06:19.3	+18.2	4	18:59.1 +50.4 3	
Penalty time	02:10.4	+02:02.2	15	36.4	+28.2	7					
14	48	GÖSWEINER Hannes	2002				AUT - Su Windischgarsten - Biathlon			24:27.3	16.80%
Cumulative time	07:50.9	+44.6	7	17:31.2	+02:37.4	12	24:27.3	+03:31.3	14		
Lap time	07:50.9	+44.6	7	09:40.3	+02:13.8	15	06:56.1	+55.0	15		
Shooting time	01:03.9	+05.7	6	01:09.8	+14.5	15				02:13.7 +17.3 12	
Track time	06:37.4	+43.8	14	06:54.6	+41.9	15	06:56.1	+55.0	15	20:28.1 +02:19.4 15	
Penalty time	09.6	+01.4	5	01:35.9	+01:27.7	13					
15	35	DOMES Andreas	2003				AUT - WSV Schladming			24:48.2	18.47%
Cumulative time	09:05.9	+01:59.6	14	17:55.9	+03:02.1	14	24:48.2	+03:52.2	15		
Lap time	09:05.9	+01:59.6	14	08:50.0	+01:23.5	9	06:52.3	+51.2	13		
Shooting time	59.6	+01.4	3	56.8	+01.5	2				01:56.4 1	
Track time	06:37.8	+44.2	15	06:51.6	+38.9	14	06:52.3	+51.2	13	20:21.7 +02:13.0 14	
Penalty time	01:28.5	+01:20.3	14	01:01.6	+53.4	8					





# Sprint - 23.01.2021



## ÖSTERREICHISCHE STAATSMEISTERSCHAFTEN


Hochfilzen, AUT

Jugend 17 männlich

Analytical result

7,5km (3 x 2,5 km)

Rk	#	Name	Nat. - Club				L	S	T	Time	% Difference		
Description	Lap 1		Lap 2		Lap 3					Total			
1	57	SCHOBER Julian	2004				AUT - Su Windischgarsten - Biathlon		2	2	4	24:17.6	0.00%
Cumulative time	08:28.7	+00.0	17:36.8	+14.2	24:17.6	+02.1							
Lap time	08:28.7		09:08.1	+24.0	06:40.8	+18.5							
Shooting time	01:05.1	+00.2	01:01.5	+04.1							02:06.6	+04.3	2
Track time	06:21.9	+13.5	06:36.8	+05.0	06:40.8	+18.5					19:39.5	+37.0	2
Penalty time	01:01.7	+26.3	01:29.8	+54.3									
2	56	GLASSER Daniel	2004				AUT - Wsv Sparkasse Bad Ischl		2	2	4	24:19.7	0.14%
Cumulative time	08:29.2	+00.5	17:22.6		24:19.7	+02.1							
Lap time	08:29.2	+00.5	08:53.4	+09.3	06:57.1	+34.8							
Shooting time	01:04.9		57.4								02:02.3		1
Track time	06:21.9	+13.5	06:53.3	+21.5	06:57.1	+34.8					20:12.3	+01:09.8	3
Penalty time	01:02.4	+27.0	01:02.7	+27.2									
3	52	GANNER Tobias	2004				AUT - Turn- U. Su Raika Obertilliach		3	4	7	24:21.7	0.27%
Cumulative time	08:38.5	+09.8	17:59.4	+36.8	24:21.7	+04.1							
Lap time	08:38.5	+09.8	09:20.9	+36.8	06:22.3								
Shooting time	01:10.0	+05.1	01:04.9	+07.5							02:14.9	+12.6	6
Track time	06:08.4		06:31.8		06:22.3						19:02.5		1
Penalty time	01:20.1	+44.7	01:44.2	+01:08.7									
4	50	DURIE Joshua	2004				AUT - Schiklub Saalfelden		1	1	2	24:48.4	2.13%
Cumulative time	08:48.4	+19.7	17:32.5	+09.9	24:48.4	+30.8							
Lap time	08:48.4	+19.7	08:44.1		07:15.9	+53.6							
Shooting time	01:09.3	+04.4	01:03.0	+05.6							02:12.3	+10.0	5
Track time	07:03.7	+55.3	07:05.6	+33.8	07:15.9	+53.6					21:25.2	+02:22.7	7
Penalty time	35.4		35.5										
5	55	HOFER Gabriel	2004				AUT - Heeressportverein Hochfilzen		2	3	5	25:02.4	3.09%
Cumulative time	08:50.6	+21.9	18:18.0	+55.4	25:02.4	+44.8							
Lap time	08:50.6	+21.9	09:27.4	+43.3	06:44.4	+22.1							
Shooting time	01:12.4	+07.5	58.8	+01.4							02:11.2	+08.9	4
Track time	06:37.1	+28.7	06:56.6	+24.8	06:44.4	+22.1					20:18.1	+01:15.6	5
Penalty time	01:01.1	+25.7	01:32.0	+56.5									
6	53	LIENBACHER Nathan	2004				AUT - HSV Saalfelden		2	2	4	25:40.6	5.70%
Cumulative time	08:38.2	+09.5	17:51.5	+28.9	25:40.6	+01:23.0							
Lap time	08:38.2	+09.5	09:13.3	+29.2	07:49.1	+01:26.8							
Shooting time	01:05.4	+00.5	01:04.0	+06.6							02:09.4	+07.1	3
Track time	06:30.2	+21.8	07:05.5	+33.7	07:49.1	+01:26.8					21:24.8	+02:22.3	6
Penalty time	01:02.6	+27.2	01:03.8	+28.3									
7	54	WENZEL Florian	2004				AUT - ASKOE Villach		2	4	6	25:47.1	6.18%
Cumulative time	08:50.4	+21.7	18:44.0	+01:21.4	25:47.1	+01:29.5							
Lap time	08:50.4	+21.7	09:53.6	+01:09.5	07:03.1	+40.8							
Shooting time	01:10.2	+05.3	01:08.8	+11.4							02:19.0	+16.7	7
Track time	06:34.3	+25.9	06:40.0	+08.2	07:03.1	+40.8					20:17.4	+01:14.9	4
Penalty time	01:05.9	+30.5	02:04.8	+01:29.3									
8	51	GEIGER Niklas	2004				AUT - SC Egg		1	3	4	26:14.5	8.03%
Cumulative time	08:48.9	+20.2	18:54.9	+01:32.3	26:14.5	+01:56.9							
Lap time	08:48.9	+20.2	10:06.0	+01:21.9	07:19.6	+57.3							
Shooting time	01:11.8	+06.9	01:15.5	+18.1							02:27.3	+25.0	8
Track time	06:58.9	+50.5	07:13.3	+41.5	07:19.6	+57.3					21:31.8	+02:29.3	8
Penalty time	38.2	+02.8	01:37.2	+01:01.7									





# Sprint - 23.01.2021

## ÖSTERREICHISCHE STAATSMEISTERSCHAFTEN




Hochfilzen, AUT

Junioren 22 weiblich

Analytical result

7,5km (3 x 2,5 km)

Rk	#	Name	Nat. - Club		L	S	T	Time	% Difference
Description	Lap 1		Lap 2		Lap 3		Total		
1	59	ZORMANN Hanna	2001	AUT - USC Lilienfeld	2		2	27:15.9	0.00%
Cumulative time	09:48.8	1	19:25.3	1	27:15.9	1			
Lap time	09:48.8	1	09:36.5	1	07:50.6	1			
Shooting time	01:12.7	1	01:06.8	1				02:19.5	1
Track time	07:24.2	1	07:49.3	1	07:50.6	1		23:04.1	1
Penalty time	01:11.9	1	40.4	1					







# Sprint - 23.01.2021

## ÖSTERREICHISCHE STAATSMEISTERSCHAFTEN




Hochfilzen, AUT

Männer

Analytical result

10km (3 x 3,3 km)

Rk	#	Name	Nat. - Club				L	S	T	Time	% Difference
Description	Lap 1		Lap 2		Lap 3		Total				
1	61	NUSS Alexander	1982		AUT - Heeressportverein Hochfilzen		0	0	0	29:44.5	0.00%
Cumulative time	10:01.5	1	20:30.2	1	29:44.5	1					
Lap time	10:01.5	1	10:28.7	1	09:14.3	1					
Shooting time	01:02.8	1	01:00.6	1					02:03.4	1	
Track time	08:49.1	1	09:19.6	1	09:14.3	1			27:23.0	1	
Penalty time	09.6	1	08.5	1							
2	60	WEBB Marcus	1995		GBR		2	3	5	34:17.5	15.30%
Cumulative time	11:36.8	+01:35.3	2	24:20.6	+03:50.4	2	34:17.5	+04:33.0	2		
Lap time	11:36.8	+01:35.3	2	12:43.8	+02:15.1	2	09:56.9	+42.6	2		
Shooting time	01:20.7	+17.9	2	01:13.9	+13.3	2			02:34.6	+31.2	
Track time	09:13.1	+24.0	2	09:56.1	+36.5	2	09:56.9	+42.6	2	29:06.1	+01:43.1
Penalty time	01:03.0	+53.4	2	01:33.8	+01:25.3	2					





# Sprint - 23.01.2021

## ÖSTERREICHISCHE STAATSMEISTERSCHAFTEN




Hochfilzen, AUT

Junioren 22 männlich

Analytical result

10km (3 x 3,3 km)

Rk	#	Name	Nat. - Club		L	S	T	Time	% Difference			
Description	Lap 1		Lap 2		Lap 3		Total					
1	67	LANGEGGER Christian	2001		AUT - SCHIKLUB MARIA ALM		1	2	3	29:15.6	0.00%	
Cumulative time	09:50.8	1	20:38.2	+13.3	2	29:15.6	+27.7	1				
Lap time	09:50.8	1	10:47.4	+25.3	3	08:37.4		1				
Shooting time	01:05.9	+05.8	4	01:16.4	+21.0	11				02:22.3	+23.4	11
Track time	08:09.8	1	08:31.3		1	08:37.4		1		25:18.5		1
Penalty time	35.1	+26.6	5	59.7	+51.6	7						
2	70	HECHENBERGER Andreas	2000		AUT - Kitzbüheler Ski Club		1	2	3	29:37.5	1.25%	
Cumulative time	10:06.6	+15.8	3	20:52.6	+27.7	3	29:37.5	+21.9	2			
Lap time	10:06.6	+15.8	3	10:46.0	+23.9	2	08:44.9	+07.5	2			
Shooting time	01:08.0	+07.9	7	59.7	+04.3	5				02:07.7	+08.8	4
Track time	08:24.6	+14.8	2	08:47.2	+15.9	2	08:44.9	+07.5	2	25:56.7	+38.2	2
Penalty time	34.0	+25.5	4	59.1	+51.0	6						
3	72	LIENBACHER Pascal	2000		AUT - HSV Saalfelden		0	0	0	29:47.7	1.82%	
Cumulative time	10:02.8	+12.0	2	20:24.9		1	29:47.7	+32.1	3			
Lap time	10:02.8	+12.0	2	10:22.1		1	09:22.8	+45.4	5			
Shooting time	01:07.7	+07.6	6	55.4		1				02:03.1	+04.2	3
Track time	08:46.6	+36.8	6	09:18.6	+47.3	6	09:22.8	+45.4	5	27:28.0	+02:09.5	6
Penalty time	08.5		1	08.1		1						
4	66	ELLMAUER Felix	2000		AUT - Skiklub Bad Gastein		0	1	1	30:35.7	4.56%	
Cumulative time	10:07.5	+16.7	4	21:09.3	+44.4	4	30:35.7	+01:20.1	4			
Lap time	10:07.5	+16.7	4	11:01.8	+39.7	7	09:26.4	+49.0	7			
Shooting time	01:06.1	+06.0	5	01:08.2	+12.8	9				02:14.3	+15.4	8
Track time	08:52.0	+42.2	8	09:18.6	+47.3	7	09:26.4	+49.0	7	27:37.0	+02:18.5	7
Penalty time	09.4	+00.9	2	35.0	+26.9	3						
5	63	BACHER Jonas	2001		AUT - SC Leogang		1	3	4	30:57.3	5.81%	
Cumulative time	10:11.5	+20.7	5	21:47.8	+01:22.9	6	30:57.3	+01:41.7	5			
Lap time	10:11.5	+20.7	5	11:36.3	+01:14.2	9	09:09.5	+32.1	4			
Shooting time	01:04.0	+03.9	3	01:05.6	+10.2	8				02:09.6	+10.7	5
Track time	08:33.6	+23.8	3	09:01.8	+30.5	4	09:09.5	+32.1	4	26:44.9	+01:26.4	4
Penalty time	33.9	+25.4	3	01:28.9	+01:20.8	11						
6	69	HUANG Jett	2001		AUT - SV Bad Gaisern NTS		1	1	2	31:09.9	6.50%	
Cumulative time	10:36.2	+45.4	6	21:37.4	+01:12.5	5	31:09.9	+01:54.3	6			
Lap time	10:36.2	+45.4	6	11:01.2	+39.1	6	09:32.5	+55.1	8			
Shooting time	01:00.1		1	58.8	+03.4	4				01:58.9		1
Track time	09:00.0	+50.2	10	09:27.4	+56.1	9	09:32.5	+55.1	8	27:59.9	+02:41.4	8
Penalty time	36.1	+27.6	6	35.0	+26.9	4						
7	62	PROSSER Maximilian	2001		AUT - Kitzbüheler Ski Club		3	2	5	31:13.8	6.72%	
Cumulative time	11:23.2	+01:32.4	10	22:17.5	+01:52.6	9	31:13.8	+01:58.2	7			
Lap time	11:23.2	+01:32.4	10	10:54.3	+32.2	4	08:56.3	+18.9	3			
Shooting time	01:14.0	+13.9	10	01:00.4	+05.0	6				02:14.4	+15.5	9
Track time	08:42.3	+32.5	4	08:51.4	+20.1	3	08:56.3	+18.9	3	26:30.0	+01:11.5	3
Penalty time	01:26.9	+01:18.4	10	01:02.5	+54.4	8						
8	64	WEINGARTNER Jakob	1999		AUT - Union Sportklub Raika Filzmoos		2	2	4	31:27.3	7.52%	
Cumulative time	10:48.9	+58.1	7	22:02.3	+01:37.4	7	31:27.3	+02:11.7	8			
Lap time	10:48.9	+58.1	7	11:13.4	+51.3	8	09:25.0	+47.6	6			
Shooting time	01:03.7	+03.6	2	57.5	+02.1	3				02:01.2	+02.3	2
Track time	08:44.7	+34.9	5	09:11.8	+40.5	5	09:25.0	+47.6	6	27:21.5	+02:03.0	5
Penalty time	01:00.5	+52.0	7	01:04.1	+56.0	9						
9	65	FOIDL Benedikt	2000		AUT - Heeressportverein Hochfilzen		2	1	3	32:07.6	9.80%	
Cumulative time	11:05.3	+01:14.5	8	22:04.2	+01:39.3	8	32:07.6	+02:52.0	9			
Lap time	11:05.3	+01:14.5	8	10:58.9	+36.8	5	10:03.4	+01:26.0	10			
Shooting time	01:17.1	+17.0	11	56.7	+01.3	2				02:13.8	+14.9	7
Track time	08:47.3	+37.5	7	09:23.2	+51.9	8	10:03.4	+01:26.0	10	28:13.9	+02:55.4	10
Penalty time	01:00.9	+52.4	8	39.0	+30.9	5						
10	68	REICH Fabian	2000		AUT - WSV Ramsau/Dachstein		2	2	4	32:38.4	11.57%	
Cumulative time	11:09.3	+01:18.5	9	23:01.9	+02:37.0	10	32:38.4	+03:22.8	10			
Lap time	11:09.3	+01:18.5	9	11:52.6	+01:30.5	11	09:36.5	+59.1	9			
Shooting time	01:10.1	+10.0	9	01:08.4	+13.0	10				02:18.5	+19.6	10
Track time	08:54.8	+45.0	9	09:37.6	+01:06.3	10	09:36.5	+59.1	9	28:08.9	+02:50.4	9
Penalty time	01:04.4	+55.9	9	01:06.6	+58.5	10						





# Sprint - 23.01.2021

## ÖSTERREICHISCHE STAATSMEISTERSCHAFTEN



Hochfilzen, AUT

Junioren 22 männlich

Analytical result

10km (3 x 3,3 km)

Rk	#	Name	Nat. - Club				L	S	T	Time	% Difference
Description	Lap 1		Lap 2		Lap 3					Total	
11	73	SPRAKE Alfie	2001		GBR		3	0	3	35:52.3	22.62%
Cumulative time	12:35.9	+02:45.1 11	24:27.2	+04:02.3 11	35:52.3	+06:36.7 11					
Lap time	12:35.9	+02:45.1 11	11:51.3	+01:29.2 10	11:25.1	+02:47.7 11					
Shooting time	01:08.7	+08.6 8	01:05.0	+09.6 7					02:13.7	+14.8	6
Track time	09:44.6	+01:34.8 11	10:36.2	+02:04.9 11	11:25.1	+02:47.7 11			31:45.9	+06:27.4	11
Penalty time	01:42.6	+01:34.1 11	10.1	+02.0 2							

